

FIAT
PROFESSIONAL

E-SCUDO & SCUDO




MY25A Prices and Specifications

Effective from 11 September 2024

E-SCUDO & SCUDO

MY24A Prices and Specifications

Model Trims

 Click the trim names to compare features.

Scudo Panel Van models include:

INFOTAINMENT

- Audio Controls through steering wheel buttons
- Uconnect Infotainment Touchscreen 10": Radio AM/FM/DAB, 10" HD Touch screen with Mirror Screen (WiFi), 4G connectivity + voice control + E-call + A-call, Two speakers & two tweeters, 1x USB
- Connectivity via BTA with RCE
- Programmable heating and Delayed Charging via Uconnect Infotainment or MyFiat App (6 months free subscription trial)

CABIN INTERIOR

- Manual parking brake (ICE Only)
- Electric parking brake (EV Only)
- Dual front passengers' bench seat with underseat storage
- Manual Air Conditioning with air recirculation facility & chilled glovebox
- 10" digital cluster
- 12v socket in lower glove box, USB socket in cabin
- Polyurethane Steering Wheel

CARGO INTERIOR

- Nearside and offside sliding side-access doors
- Twin solid rear doors
- Full bulkhead with clothes hook
- Six (L1) or eight (L2) fixed floor-mounted load restraint lashing eyes

EXTERIOR


- Electrically adjustable/heated door mirrors
- Electrically operated front windows with one-touch facility
- Headlamp with integrated daytime running lights
- 16" steel wheels with half hubcap
- Black Front/Rear Bumper, Door Handles and Side protection
- Single-Phase (7kW) Onboard Charger with 6m Mode-3 Type-2 Charging Cable (EV Only)

SAFETY/SECURITY

- Remote control central deadlocking with immobiliser
- Selective door locking
- Electronic Stability Control and ABS with Hill Start Assist, EBA and EBSD
- Cruise control with speed limiter
- High Beam Assist
- Rain-sensitive windscreen wipers
- Intelligent Speed Assistance
- Lane Keeping Assist
- Advance Emergency Braking System
- Driver Attention Alert Level 3
- Rear parking distance sensors



Model Trims

 Click the trim names to compare features.

Scudo Crew Van models include:

INFOTAINMENT

- Audio Controls through steering wheel buttons
- Uconnect Infotainment Touchscreen 10": Radio AM/FM/DAB, 10" HD Touch screen with Mirror Screen (WiFi), 4G connectivity + voice control + E-call + A-call, Two speakers & two tweeters, 1x USB
- Connectivity via BTA with RCE
- Programmable heating and Delayed Charging via Uconnect Infotainment or MyFiat App (6 months free subscription trial)

CABIN INTERIOR

- Manual parking brake (ICE Only)
- Electric parking brake (EV Only)
- TPO (plastic) floor in 1st row, and painted sheet metal in 2nd row
- Roof trim in 1st and 2nd rows but no grab handles in 2nd row
- Dual front passengers' bench seat with underseat storage
- Three-individually contoured rear seats with adjustable headrest and 2 armrests. Removable storage compartment under left and centre seats (access from the passenger area) and with area for long payload under right seat (access from the loading area).
- Manual Air Conditioning with air recirculation facility & chilled glovebox
- 10" digital cluster
- 12v socket in lower glove box, USB socket in cabin, 2x USB socket in B-Pillar
- Polyurethane Steering Wheel

CARGO INTERIOR

- Nearside and offside sliding side-access doors
- Twin solid rear doors
- Full bulkhead with glazing
- Four (L1) or six (L2) fixed floor-mounted load restraint lashing eyes

EXTERIOR


- Electrically adjustable/heated door mirrors
- Electrically operated front windows with one-touch facility
- Daytime Running Lamps (Halogen - integrated in headlamp)
- 16" steel wheels with half hubcap
- Black Front/Rear Bumper, Door Handles and Side protection
- 2nd row glazed windows: dark tinted acoustic fixed windows left and right side (opacity level approximately 70%)
- Single-Phase (7kW) Onboard Charger with 6m Mode-3 Type-2 Charging Cable (EV Only)

SAFETY/SECURITY

- Remote control central deadlocking with immobiliser
- Selective door locking
- Electronic Stability Control and ABS with Hill Start Assist, EBA and EBSD
- Cruise control with speed limiter
- High Beam Assist
- Rain-sensitive windscreen wipers
- Intelligent Speed Assistance
- Lane Keeping Assist
- Advance Emergency Braking System
- Driver Attention Alert Level 3
- Rear parking distance sensors



Model Trims

 Click the trim names to compare features.

Primo Panel Van models include:

INFOTAINMENT

- Audio Controls through steering wheel buttons
- Uconnect Infotainment Touchscreen 10" with Integrated Navigation system: Radio AM/FM/DAB, 10" HD Touch screen with Mirror Screen (WiFi), 4G connectivity + voice control + E-call + A-call, Two speakers & two tweeters, 1x USB
- Connectivity via BTA with RCE
- Programmable heating and Delayed Charging via Uconnect Infotainment or MyFiat App (6 months free subscription trial)

CABIN INTERIOR

- Manual parking brake (ICE Only)
- Electric parking brake (EV Only)
- Load-through bulkhead and dual front passengers' bench seat with underseat storage featuring fold-flat centre seat backrest providing flat work surface and fold-up outside passenger seat
- Manual Air Conditioning with air recirculation facility & chilled glovebox
- 10" digital cluster
- 12v socket in lower glove box, 12V socket in load area, USB socket in cabin
- Polyurethane Steering Wheel

CARGO INTERIOR

- Nearside and offside sliding side-access doors
- Twin solid rear doors
- Full bulkhead with load-through hatch
- Six (L1) or eight (L2) fixed floor-mounted load restraint lashing eyes

EXTERIOR


- Electrically adjustable/heated/foldable door mirrors
- Electrically operated front windows with one-touch facility
- Headlamp with integrated daytime running lights
- 17" black Steel wheels with full size hubcap
- Exterior Look Pack: Painted Front Bumper, Painted Rear Bumper (L1 only), Painted Rear Bumper Corners; Centre section remains black (L2 only), Painted exterior rear view mirror cover, Painted exterior handles, Painted decor strips (black not body colour), Fog lamps
- Single-Phase (7kW) Onboard Charger with 6m Mode-3 Type-2 Charging Cable (EV Only)

SAFETY/SECURITY

- Remote control central deadlocking with immobiliser
- Selective door locking
- Electronic Stability Control and ABS with Hill Start Assist, EBA and EBFD
- Cruise control with speed limiter
- High Beam Assist
- Rain-sensitive windscreen wipers
- Intelligent Speed Assistance
- Lane Keeping Assist
- Advance Emergency Braking System
- Driver Attention Alert Level 3
- Rear parking distance sensors
- Dynamic Surround View: Digital rear view mirror and lateral side view, Front & Rear Park Assist, Flankguard detection of fixed obstacles, Visiopark 180, Blind spot detection, Foldable mirror
- Remote control ultrasonic security alarm system



Model Trims

 Click the trim names to compare features.

Primo Crew Van models include:

INFOTAINMENT

- Audio Controls through steering wheel buttons
- Uconnect Infotainment Touchscreen 10" with Integrated Navigation system: Radio AM/FM/DAB, 10" HD Touch screen with Mirror Screen (WiFi), 4G connectivity + voice control + E-call + A-call, Two speakers & two tweeters, 1x USB
- Connectivity via BTA with RCE
- Programmable heating and Delayed Charging via Uconnect Infotainment or MyFiat App (6 months free subscription trial)

CABIN INTERIOR

- Manual parking brake (ICE Only)
- Electric parking brake (EV Only)
- TPO (plastic) floor in 1st row, and painted sheet metal in 2nd row
- Roof trim in 1st and 2nd row but no grab handles in 2nd row
- Dual front passengers' bench seat with underseat storage
- Three-individually contoured rear seats with adjustable headrest and 2 armrests. Removable storage compartment under left and centre seats (access from the passenger area) and with area for long payload under right seat (access from the loading area).
- Manual Air Conditioning with air recirculation facility & chilled glovebox
- 10" digital cluster
- 12v socket in lower glove box, 12V socket in load area, USB socket in cabin, 2x USB socket in B-Pillar
- Polyurethane Steering Wheel

CARGO INTERIOR

- Nearside and offside sliding side-access doors
- Twin solid rear doors
- Full bulkhead with glazing
- Four (L1) or six (L2) fixed floor-mounted load restraint lashing eyes

EXTERIOR

- Electrically adjustable/heated/foldable door mirrors
- Electrically operated front windows with one-touch facility
- Daytime Running Lamps (LED - integrated in bumper)
- 17" black Steel wheels with full size hubcap
- Exterior Look Pack: Painted Front Bumper, Painted Rear Bumper (L1 only), Painted Rear Bumper Corners; Centre section remains black (L2 only), Painted exterior rear view mirror cover, Painted exterior handles, Painted decor strips (black not body colour), Fog lamps
- 2nd row glazed windows: dark tinted acoustic fixed windows left and right side (opacity level approximately 70%)
- Single-Phase (7kW) Onboard Charger with 6m Mode-3 Type-2 Charging Cable (EV Only)

SAFETY/SECURITY

- Remote control central deadlocking with immobiliser
- Selective door locking
- Electronic Stability Control and ABS with Hill Start Assist, EBA and EBSD
- Cruise control with speed limiter
- High Beam Assist
- Rain-sensitive windscreen wipers
- Intelligent Speed Assistance
- Lane Keeping Assist
- Advance Emergency Braking System
- Driver Attention Alert Level 3
- Rear parking distance sensors
- Dynamic Surround View: Digital rear view mirror and lateral side view, Front & Rear Park Assist, Flankguard detection of fixed obstacles, Visiopark 180, Blind spot detection, Foldable mirror
- Remote control ultrasonic security alarm system



Prices

	Length	MVS Codes	Maximum Indicative Payload* (kg)	Load Space* (m ³)	Gross Vehicle Weight* (kg)	WLTP Combined Electric Range* (Miles)	Basic MRRP	OTR RRP before PIVG exc. VAT	OTR RRP after PIVG exc. VAT
PANEL VANS									
E-Scudo Van 136PS 75kWh Auto MY25	L1	507.5N5.3	1,001	5.8	3,011	194-230	£41,210	£42,260	£37,260
	L2	507.6N5.3	1,001	6.6	3,044	194-230	£42,010	£43,060	£38,060
E-Scudo Van 136PS 75kWh Auto Primo MY25	L1	507.5N5.3PRI	1,001	5.8	3,021	194-230	£43,885	£44,935	£39,935
	L2	507.6N5.3PRI	1,001	6.6	3,053	194-230	£44,685	£45,735	£40,735
CREW VANS									
E-Scudo Crew Van 136PS 75kWh Auto MY25	L1	507.8N5.3	940	3.2	3,094	194-230	£43,910	£44,960	£39,960
	L2	507.BN5.3	924	4.0	3,100	194-230	£44,110	£45,160	£40,160
E-Scudo Crew Van 136PS 75kWh Auto Primo MY25	L1	507.8N5.3PRI	937	3.2	3,100	194-230	£46,585	£47,635	£42,635
	L2	507.BN5.3PRI	915	4.0	3,100	194-230	£46,785	£47,835	£42,835

*Provisional data only



Prices

	Length	MVS Codes	Maximum Indicative Payload* (kg)	Load Space* (m ³)	Gross Vehicle Weight* (kg)	WLTP CO ₂ * (g/km)	Basic MRRP	OTR RRP exc. VAT
PANEL VANS								
Scudo Van Multijet3 1.5 120PS S&S Manual MY25	L1	506.5NS.3	1,182	5.8	2,830	164-191	£27,010	£28,395
	L2	506.6NS.3	1,130	6.6	2,830	169-193	£27,910	£29,295
Scudo Van Multijet3 2.0 145PS Manual MY25	L1	506.5NT.3	1,384	5.8	3,100	191-216	£28,310	£29,695
	L2	506.6NT.3	1,315	6.6	3,070	191-216	£29,210	£30,595
Scudo Van Multijet3 2.0 145PS S&S Auto MY25	L1	506.5NU.3	1,349	5.8	3,100	186-215	£29,810	£31,195
	L2	506.6NU.3	1,329	6.6	3,100	186-215	£30,710	£32,095
Scudo Van Multijet3 1.5 120PS S&S Manual Primo MY25	L1	506.5NS.3PRI	1,173	5.8	2,830	164-191	£29,685	£31,070
	L2	506.6NS.3PRI	1,121	6.6	2,830	169-193	£30,585	£31,970
Scudo Van Multijet3 2.0 145PS Manual Primo MY25	L1	506.5NT.3PRI	1,375	5.8	3,100	191-216	£30,985	£32,370
	L2	506.6NT.3PRI	1,335	6.6	3,100	191-216	£31,885	£33,270
CREW VANS								
Scudo Crew Van Multijet3 2.0 145PS Manual MY25	L1	506.8NT.3	1,242	3.2	3,060	191-216	£31,010	£32,395
	L2	506.BNT.3	1,172	4.0	3,030	191-216	£31,210	£32,595

*Provisional data only



Equipment

● Standard Equipment ○ Optional

	Panel Van		Cabin Van	
	Scudo	Primo	Scudo	Primo
INFOTAINMENT				
Audio Controls through steering wheel buttons	●	●	●	●
Uconnect Infotainment Touchscreen 10" : IVI MID: Radio AM/FM/DAB, 10" HD Touch screen with Mirror Screen (WiFi), 4G connectivity + voice control + E-call + A-call, Two speakers & two tweeters, 1x USB	●		●	
Uconnect Infotainment Touchscreen 10" with Integrated Navigation system : IVI High: Radio AM/FM/DAB, Connected navigation, 10" HD Touch screen with Mirror Screen (WiFi), 4G connectivity + voice control + E-call + A-call, Two speakers & two tweeters, 1x USB		●		●
Flexible short antenna (200mm)	●		●	
Flexible multifunctional short antenna (200mm)		●		●
Connectivity via BTA with RCE (emergency call and localization assistance + offers of branded services). eK0 only – Programmable heating and Delayed Charging via App	●	●	●	●
CABIN INTERIOR				
Manual parking brake (ICE Only)	●	●	●	●
Electric parking brake (EV Only)	●	●	●	●
AT shifting by e-Toggle and Shift paddles including in steering wheel (AT only)	●	●	●	●
TPO (plastic) floor (row 1 or cabin)	●	●		
TPO (plastic) floor in 1st row, and painted sheet metal in 2nd row			●	●
Roof trim	●	●		
Roof trim in row 1 but no grab handles in row 2			●	●
Overhead console with Ceiling lamp (dome type, 3 lamps)	●	●	●	●
"Comfort Seat". Ergonomic 6-way Driver's Seat (Reach/Rake/Height) with Lumbar/Armrest	●	●	●	●
Dual front passengers' bench seat with underseat storage	●		●	●
Dual front passengers' bench seat with underseat storage featuring fold-flat centre seat backrest providing flat work surface and fold-up outside passenger seat		●		
Three-individually contoured rear seats with adjustable headrest and 2 armrests. Removable storage compartment under left and centre seats (access from the passenger area) and with area for long payload under right seat (access from the loading area).			●	●
Manual Air Conditioning w/air recirculation facility & chilled glovebox	●	●	●	●
Electronic climate control (left and right independent setup) with automatic recirculation system				
Dashboard : Mistral Black with Liquid Paladium decor strip in mid-section	●	●	●	●
10" digital cluster	●	●	●	●
Multi-function trip computer	●	●	●	●

Equipment

● Standard Equipment ○ Optional

	Panel Van		Cabin Van	
	Scudo	Primo	Scudo	Primo
12v socket in lower glove box (1 only in Cabin), USB socket in cabin (dashboard)	●			
12v socket in lower glove box (1 only in Cabin), 12V socket in load area (LHS at bottom of D-Pillar), USB socket in cabin (dashboard)		●		●
12v socket in cabin, 12V socket in load area (LHS at bottom of D-Pillar) USB socket in cabin (dashboard), 1x USB socket in B-Pillar			●	
Polyurethane Steering Wheel	●	●	●	●
CARGO INTERIOR				
Tyre inflation kit in lieu of spare wheel	●	●	●	●
Nearside and offside sliding side-access doors	●	●	●	●
Twin solid rear doors	●	●	●	●
Full bulkhead with clothes hook	●			
Full bulkhead with load-through hatch		●		
Full bulkhead with glazing			●	●
Six (L1) or eight (L2) fixed floor-mounted load restraint lashing eyes	●	●		
Four (L1) or six (L2) fixed floor-mounted load restraint lashing eyes			●	●

Equipment

● Standard Equipment ○ Optional

	Panel Van		Cabin Van	
	Scudo	Primo	Scudo	Primo
EXTERIOR				
Electrically adjustable/heated door mirrors. Manual fold	●		●	
Electrically adjustable/heated door mirrors		●		●
Electrically operated front windows with one-touch facility	●	●	●	●
Halogen Headlights with integrated DRL	●		●	
ECO LED Headlights with integrated DRL		●		●
16" Grey Steel wheels with black half hubcap	●		●	
17" Grey Steel wheels with full size hubcap		●		●
ICE (120PS only) - Tyre 215/65 R16 C 106/104H Goodyear (A class) ICE (all others) - Tyre 215/65 R16 C 106T Michelin AGILIS 2 or 215/65 R16 C 109T Continental (C class) BEV - Tyre 215/65 R16 C 106T Michelin AGILIS 3 (B class)	●		●	
Tyre 215/60 R17 C 104H Michelin AGILIS(C class)		●		●
Black Front/Rear Bumper, Door Handles, Side protection, Sliding Door Rail Cover	●		●	
Exterior Look Pack: Painted Front bumper, Painted Rear Bumper (L1 only), Painted Rear Bumper Corners; Centre section remains black (L2 only), Painted exterior rear view mirror cover, Painted exterior handles, Painted side mouldings - Painted black not body colour, Painted Sliding Door Rail Cover, Fog lamps		●		●
Door Handles - Body Colour		●		●
Laminated/Acoustic Windshield	●	●	●	●
2nd row glazed windows: dark tinted acoustic fixed windows left and right side (opacity level approximately 70%)			●	●
Single-Phase (7kW) Onboard Charger with 6m Mode-3 Type-2 Charging Cable (EV Only)	●	●	●	●
SAFETY & SECURITY				
Remote control central deadlocking with immobiliser	●	●	●	●
Selective door locking	●	●	●	●
Driver & Passenger Airbag (Passenger Airbag can be deactivated manually)	●	●	●	●
Side airbags 1st row driver and passenger thorax in the seats + curtain for the head			●	●
Height-adjustable front lap and diagonal inertia-reel seatbelts	●	●	●	●
Acoustic vehicle alerting system (audible outside of vehicle for EV Only)	●	●	●	●
Dashboard mounted central locking push button and auto locking above 7mph	●	●	●	●
Automatic unlocking system in case of crash	●	●	●	●
Tyre Pressure Monitoring System (TPMS)	●	●	●	●

● Standard Equipment ○ Optional

	Panel Van		Cabin Van	
	Scudo	Primo	Scudo	Primo
Electronic Stability Control and ABS with Hill Start Assist, EBA and EBSD	●	●	●	●
Automatic fuel cut-off & door unlocking in event of accident (ICE only)	●	●	●	●
Cruise control with speed limiter	●	●	●	●
High Beam Assist	●	●	●	●
Automatic on/off headlight control	●	●	●	●
Rain-sensitive windscreen wipers	●	●	●	●
Intelligent Speed Assistance, Lane Keeping Assist, Advance Emergency Braking System, Driver Attention Alert level-3	●	●	●	●
Electronic Power Steering (EPS)	●	●	●	●
Rear parking distance sensors	●	●	●	●
Dynamic Surround View: Digital rear view mirror and lateral side view, Front & Rear Park Assist, Flankguard detection of fixed obstacles, Visiopark 180, Blind spot detection, Foldable mirror		●		●
Surround View: Front & Rear Park Assist, Flankguard detection of fixed obstacles, Visiopark 180, Blind spot detection, Foldable mirror				
Remote control ultrasonic security alarm system		●		●

Dynamic surround view

Incorporates a digital rear view mirror with cameras above the rear door and in the nearside exterior door mirror, extending the view of traditional rear view mirrors.

The system features include:

- **Side blind spot detection** – Enables the driver to clearly see obstacles on the nearside.
- **Visiopark 180° rear parking camera** – Working with 12 parking sensors enables safer reversing as the driver is now able to view a larger area via the digital display screen. Automatically activates when reverse gear is engaged or the rear doors are opened



Options

● Standard Equipment – Not Available

	Option Code	Scudo	Primo
SAFETY & SECURITY			
Remote control ultrasonic security alarm system	Y06	£225	●
CARGO & LOADING			
2nd row Window, fixed, LH & RH (opacity level approximately 30%)	FGR	£120	£120
Rear Tailgate with fixed window, with heating & wiper (opacity level approximately 30%) Note - not available with City Pack	FHO	£300	–
Symmetrical Glazed Rear Doors - 180° opening - with heating & wiper (opacity level approximately 30%) Note - not available with City Pack	FHN	£300	–
Glazed Bulkhead	FHO/ FHN	●	–
Polycarbonate "Comfort" contoured bulkhead (glazed) Note - only available when ordered with FHO or FHN	FFL	£	£
Load-through bulkhead and dual front passengers' bench seat with underseat storage featuring: - Fold-flat centre seat backrest providing flat work surface - Fold-up outside passenger seat	FHF	£350	●
Coated anti-slip 9mm wood floor with aluminium rods	FA6	£400	£400
Towbar - heavy duty removable with tool (ball and hook). Includes 13-connectors plug (ICE Only)	F5D	£700	£700
BEV			
High Voltage Charger 11kW - includes 22kW Cable	Y10	£400	£400
WHEELS & TYRES			
Full Size Spare Wheel, Steel (Black Steel Rim)	FFZ	£160	£160
Alloy Wheel 17 x 7.0 J	FJ7	£650	£650
DRIVER ASSISTANCE			
Front Seat - Passenger (Single)	FHE	£0	–

Options

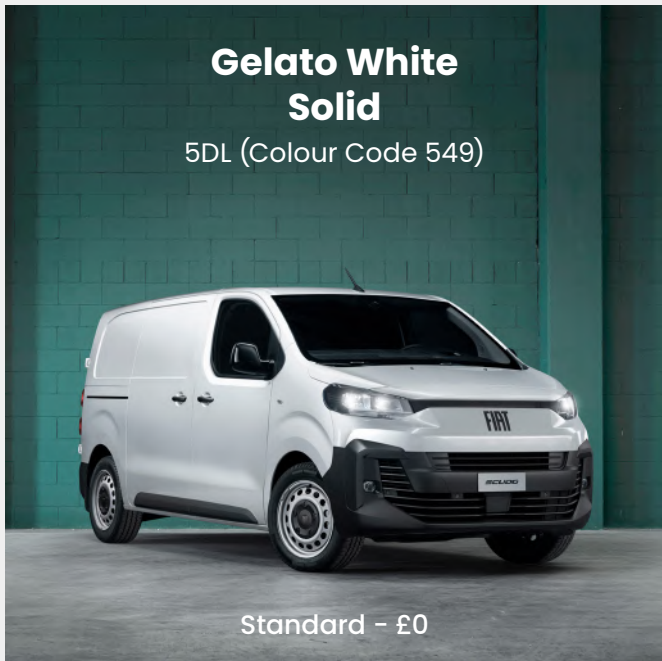
● Standard Equipment – Not Available

	Option Code	Scudo	Primo
PACKS			
Winter Pack: - Heated driver seat with controls on the seat (NA03) - Side airbags 1st row driver and passenger thorax in the seats + curtain for the head (NF26) - Heated Leather Steering Wheel (VH04)	FEI	£ TBC	£ TBC
Converter Pack: - Upgraded battery and alternator (L3 720 battery, class 18 alternator) - Towbar pre-conditioning (rear electric harness + fast connectors (behind rear bumper) + beam with 13 pin socket) - Conversion interface box - Only for use for electrical connections for integral elements of a vehicle conversion	F7D	£ TBC	-
Worksite Pack: - Increased ground clearance (175mm) - Under engine protection plate - Full-size spare wheel Note - Diesel only	FIW	£ TBC	-
Camera Pack: - Visiopark 180° (Rear Parking Camera)	FI3	●	●
Connected NAV Pack - Navigation IVI HIGH: HD - Power-Folding Mirror - Fog lamps - 12V socket in load area (LHS at bottom of D-Pillar)	K9C	●	●
Camera Pack with Connected Navi (WYAX and ZJA9 combined): - Visiopark 180° Rear Parking Camera - Navigation IVI HIGH: HD - Power-Folding Mirror - Fog lamps - 12V socket in load area (LHS at bottom of D-Pillar)	BN4	●	●
Dynamic Surround View with Connected Navi Pack (ZJA9): - Digital rear view mirror and lateral side view - Front & Rear Park Assist - Flankguard detection of fixed obstacles - Visiopark 180 - Blind spot detection - Navigation IVI HIGH: HD - Power-Folding Mirror - Fog lamps - 12V socket in load area (LHS at bottom of D-Pillar)	BN0	●	●
Drive Assist Pack: - MT: Active Cruise Control - System can reduce speed down to 30 kmh - AT: Stop & Go - System can bring vehicles to complete stop - Leather heated steering wheel - Electric Parking Brake Note - not available with 120PS Engine	FJG - MT FJH - AT	£ TBC	£ TBC

Colours

Gelato White Solid

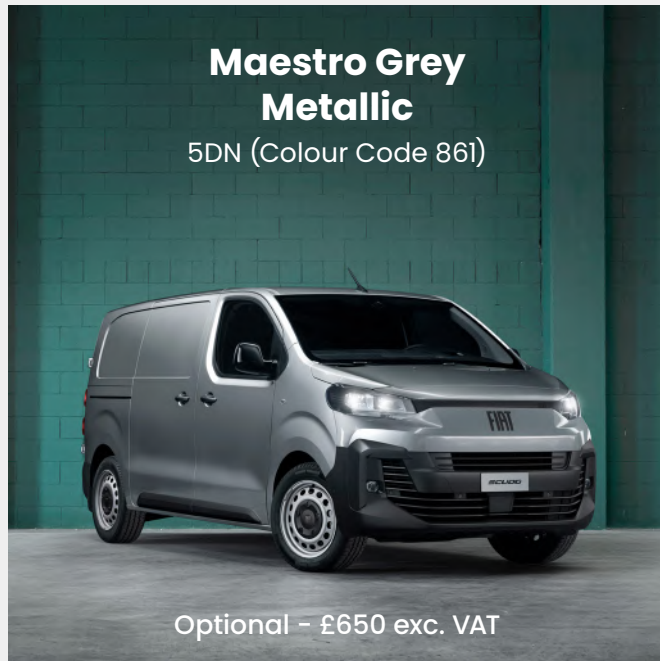
5DL (Colour Code 549)



Standard - £0

Maestro Grey Metallic

5DN (Colour Code 861)



Optional - £650 exc. VAT

Colosseo Grey II Metallic

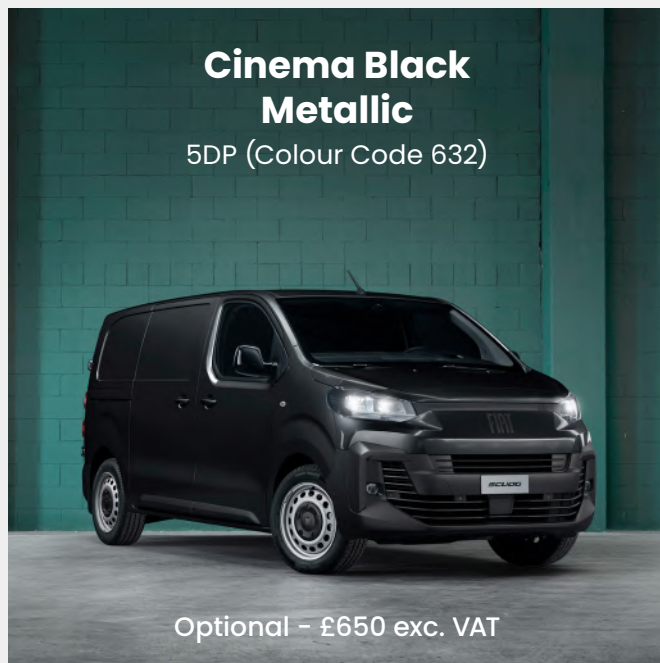
AY6 (Colour Code 125)



Optional - £650 exc. VAT

Cinema Black Metallic

5DP (Colour Code 632)



Optional - £650 exc. VAT

Wheels



**16" grey steel wheels
with black half hubcap**

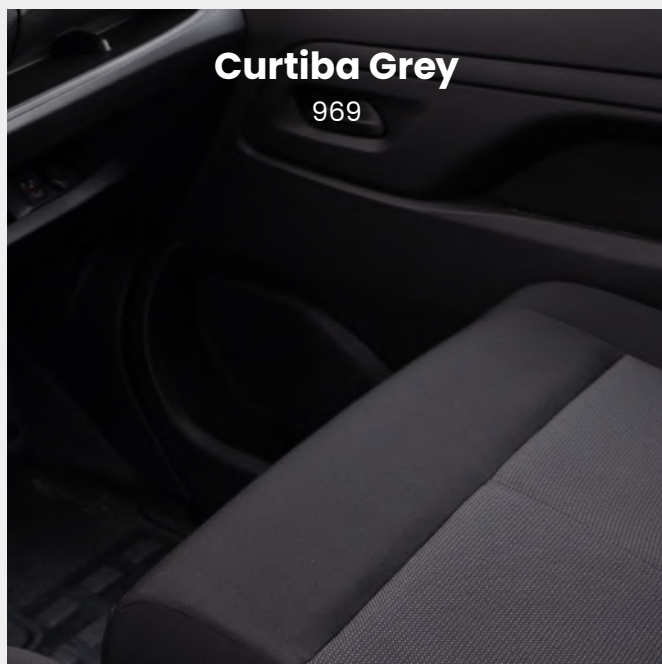
Standard on Scudo



**17" grey steel wheels
with full size hubcap**

Standard on Primo

Interiors



Curtiba Grey

969

Technical

EV Engine

	Battery Electric Vehicle 49kWh	Battery Electric Vehicle 75kWh
MOTOR		
Torque Nm	260 / 3674	
Max power CEE	136PS (100kW) @ 5500rpm	
TRANSMISSION		
Gearbox	Automatic electric drive with fixed gear ratio	
SERVICE		
Every 25,000 miles or 2 years (whichever comes sooner). Initial inspection at 12,500 miles or 1 year (whichever comes sooner)		
BATTERY WARRANTY		
8 years / 100,000 miles / 70% capacity		
GROSS BATTERY CAPACITY		
Net Battery Capacity	42kWh	69kWh
CHARGING TIMES		
Domestic electrical plug (1.8kW) - Type 2 Socket	22h 30m (100%)	36m 45m (100%)
Single Phase Wallbox (7.4kW) - Type 2 Socket	6h 43m (100%)	11h 20m (100%)
Three Phase Wallbox (11kW) - Type 2 Socket	4h 50m (100%)	7h 30m (100%)
Rapid (DC) Charging (100 kW) - CCS Socket	38m (5 to 80%)	45m (5 to 80%)
PERFORMANCE		
WLTP Range	139 miles	219 miles
Max speed (mph)	81 (130kph)	81 (130kph)
Acceleration (0-62 mph)	13.2 sec TBC	14.3 sec TBC

**Need help with home or
public charging?
Check out Fiat's Plug & Go
partnership with Octopus**

[Click here to find out more](#)



octopusenergy

Technical

ICE Engine

	1.5 (120PS) s/s	2.0 (145PS)	2.0 (145PS) S&S Auto
ENGINE			
Fuel system	Diesel - High pressure turbo-charged direct injection		
Capacity (cc)	1499	1997	1997
Cylinders / Valves	4 cylinders, 4 valves per cylinder, double overhead camshafts		
Max power CEE	120PS (88kW) @ 3500rpm	145PS (106kW) @ 3750rpm	145PS (106kW) @ 3750rpm
Max torque CEE	300Nm (221lb.ft.) @ 1750rpm	340Nm (251lb.ft.) @ 2000rpm	370Nm (273lb.ft.) @ 2000rpm
Bore and stroke (mm)	75 x 84.8	85 x 88	85 x 88
Euro status	Euro 6D ISC FCM (RDE Step 2)		
Stop & Start system	✓	✗	✓
Service Interval	25,000 miles or 2 years (whichever occurs sooner)	30,000 miles or 2 years (whichever occurs sooner)	32,000 miles or 2 years (whichever occurs sooner)
TRANSMISSION			
Gearbox	Manual	Manual	Automatic*
Number of gears	6	6	8
Driven wheels	Front	Front	Front
PERFORMANCE			
Max speed (mph)	99	106	106
STEERING			
Hydraulic power-assisted rack and pinion system Turning circle (kerb-to-kerb) - 12m (40.7ft) L1/L2 models Turning circle (wall-to-wall) - XX L1 models, XX L2 models			
SUSPENSION			
Front	Independent. Reinforced Pseudo MacPherson front axle with Anti-roll bar		
Rear	Oblique wishbone trailing arms rear axle		
BRAKES FRONT/REAR			
Front	304mm x 28mm Ventilated front discs		
Rear	290mm x 12mm Solid rear discs		
TANK CAPACITY			
Fuel tank capacity Litres (gallons)	70 (15.4)		
AdBlue tank capacity Litres (gallons)	22.5 (4.95)		

EV Range

	Length	WLTP Combined Electric Range				WLTP City Electric Range				Electric Energy Consumption	
		Low (km)	High (km)	Low (miles)	High (miles)	Low (km)	High (km)	Low (miles)	High (miles)	Low (Wh/km)	High (Wh/km)
PANEL VAN											
E-Scudo Van 136PS 75kWh Auto MY25	L1	370	313	230	194	506	314	314	195	224	264
	L2	370	313	230	194	506	314	314	195	224	264
E-Scudo Van 136PS 75kWh Auto Primo MY25	L1	370	313	230	194	506	314	314	195	224	264
	L2	370	313	230	194	506	314	314	195	224	264
CREW VAN											
E-Scudo Crew Van 136PS 75kWh Auto MY25	L1	370	313	230	194	506	314	314	195	224	264
	L2	370	313	230	194	506	314	314	195	224	264
E-Scudo Crew Van 136PS 75kWh Auto Primo MY25	L1	370	313	230	194	506	314	314	195	224	264
	L2	370	313	230	194	506	314	314	195	224	264

CO₂ & Fuel Economy

	Length	CO ₂ Combined		WLTP Economy Combined			
		Low (g/km)	High (g/km)	Low (l/100km)	High (l/100km)	Low (mpg)	High (mpg)
PANEL VAN							
Scudo Van Multijet3 1.5 120PS S&S Manual MY25	L1	164	191	6.3	7.3	44.8	38.7
	L2	169	193	6.5	7.4	43.5	38.2
Scudo Van Multijet3 2.0 145PS Manual MY25	L1	191	216	7.3	8.3	38.7	34.0
	L2	191	216	7.3	8.3	38.7	34.0
Scudo Van Multijet3 2.0 145PS S&S Auto MY25	L1	186	215	7.1	8.2	39.8	34.4
	L2	186	215	7.1	8.2	39.8	34.4
Scudo Van Multijet3 1.5 120PS S&S Manual Primo MY25	L1	164	191	6.3	7.3	44.8	38.7
	L2	169	193	6.5	7.4	43.5	38.2
Scudo Van Multijet3 2.0 145PS Manual Primo MY25	L1	191	216	7.3	8.3	38.7	34.0
	L2	191	216	7.3	8.3	38.7	34.0
CREW VAN							
Scudo Crew Van Multijet3 2.0 145PS Manual MY25	L1	191	216	7.3	8.3	38.7	34.0
	L2	191	216	7.3	8.3	38.7	34.0

Weights & Loads

	Length	Gross Vehicle Weight (GVW)	Mass in Running Order (MIRO)	Kerb Weight	Maximum Payload	Max Plated Front Axle	Max Plated Rear Axle	Gross Train Weight (GTW)	Maximum Braked Towing Weight	Max. Unbraked Towing Weight	Maximum Towball Weight	Number of Seats
ELECTRIC												
E-Scudo Van 136PS 50kWh Auto MY25	L1	3,100		1,837	1,263	1,500	1,800	4,100	1,000	750	60	3
	L2	3,100		1,858	1,242	1,500	1,800	4,100	1,000	750	60	3
E-Scudo Van 136PS 75kWh Auto MY25	L1	3,011	2,100	2,010	1,001	1,500	1,800	4,011	1,000	750	60	3
	L2	3,044	2,128	2,043	1,001	1,500	1,800	4,044	1,000	750	60	3
E-Scudo Van 136PS 75kWh Auto Primo MY25	L1	3,021	2,100	2,020	1,001	1,500	1,800	4,021	1,000	750	60	3
	L2	3,053	2,128	2,052	1,001	1,500	1,800	4,053	1,000	750	60	3
E-Scudo Crew Van 136PS 75kWh Auto MY25	L1	3,094	2,161	2,154	940	1,500	1,800	4,094	1,000	750	60	6
	L2	3,100	2,188	2,176	924	1,500	1,800	4,100	1,000	750	60	6
E-Scudo Crew Van 136PS 75kWh Auto Primo MY25	L1	3,100	2,161	2,163	937	1,500	1,800	4,100	1,000	750	60	6
	L2	3,100	2,188	2,185	915	1,500	1,800	4,100	1,000	750	60	6
DIESEL												
Scudo Van Multijet3 1.5 120PS S&S Manual MY25	L1	2,830	1,732	1,648	1,182	1,500	1,800	4,230	2,000	750	80	3
	L2	2,830	1,784	1,700	1,130	1,500	1,800	4,230	2,000	750	80	3
Scudo Van Multijet3 2.0 145PS Manual MY25	L1	3,100	1,729	1,716	1,384	1,500	1,800	5,000	2,500	750	100	3
	L2	3,070	1,767	1,755	1,315	1,500	1,800	5,000	2,500	750	100	3
Scudo Van Multijet3 2.0 145PS S&S Auto MY25	L1	3,100	1,763	1,751	1,349	1,500	1,800	4,900	2,500	750	100	3
	L2	3,100	1,782	1,771	1,329	1,500	1,800	4,900	2,500	750	100	3
Scudo Van Multijet3 1.5 120PS S&S Manual Primo MY25	L1	2,830	1,732	1,657	1,173	1,500	1,800	4,230	2,000	750	80	3
	L2	2,830	1,784	1,709	1,121	1,500	1,800	4,230	2,000	750	80	3
Scudo Van Multijet3 2.0 145PS Manual Primo MY25	L1	3,100	1,763	1,725	1,375	1,500	1,800	5,000	2,500	750	100	3
	L2	3,100	1,782	1,765	1,335	1,500	1,800	5,000	2,500	750	100	3
Scudo Crew Van Multijet3 2.0 145PS Manual MY25	L1	3,060	1,845	1,818	1,242	1,500	1,800	5,000	2,500	750	100	6
	L2	3,030	1,845	1,858	1,172	1,500	1,800	5,000	2,500	750	100	6



Exterior Dimensions

	Panel Van & Crew Van	
	L1	L2
EXTERIOR DIMENSIONS (mm)		
Wheelbase		3,275
Overall length	4,981	5,331
Overall height	1,904	1,935
Width (excluding door mirrors)		1,924
Width (including door mirrors)		2,204
Front overhang		904
Rear overhang	802	1,152
Minimum Ground Clearance		150
Minimum Ground Clearance (with Worksite Pack)		175
DOOR DIMENSIONS (mm)		
Side door aperture width		935
Side door aperture height		1,241
Rear door aperture width		1,282
Rear door aperture height		1,220

Interior Dimensions

	L1	L2
PANEL VAN (mm)		
Load length at mid-height	2,185	2,535
Load length at floor (without load-through bulkhead)	2,512	2,862
Load length at floor (with load-through bulkhead open)	3,674	4,024
Load width between wheel arches		1,258
Maximum load width (SLD both sides)		1,636
Maximum load height		1,397
Load volume (m ³) (without load-through bulkhead)	5.3	6.1
Load volume (m ³) (with load-through bulkhead open)	5.8	6.6
Loading height (Minimum to maximum)	544 to 613	600 to 633

CREW VAN (mm)		
Load length at mid-height	1,352	1,700
Load length at floor	2,017	2,365
Load width between wheel arches		1,258
Maximum load width (SLD both sides)		1,636
Maximum load height		1,397
Load volume (m ³)	3.2	4.0



**CONNECTED
SERVICES**

A PRO LIKE YOU

FIAT
PROFESSIONAL



CONNECTED SERVICES



MY:ASSISTANT SAFETY AT YOUR FINGERTIPS

Services include Mopar® Connect Crash Assistance, available 24 hours a day, Roadside Assistance support and Theft Assistance that can provide GPS coordinates and will immobilise the engine when the vehicle stops to facilitate recovery.



MY:REMOTE CONTROL YOUR CAR FROM A DISTANCE

Finding your vehicle has never been easier. Locate it on the map and follow the fastest route to get there. You can receive alerts when your vehicle leaves a designated area or if the person driving it is travelling at excessive speed.



MY:CAR KEEP YOUR VEHICLE IN PERFECT CONDITION

Provides up-to-date information about your vehicle such as the fuel level or tyre pressure to ensure that every journey is safe. Check the Vehicle Health Report with useful information and tips on how to take care of it.

MY:JOURNEY TURN YOUR ITINERARIES INTO TRAVEL EXPERIENCES

My:Journey keeps track of car movements and allows you to view trips in a dashboard, add customised notes, merge multiple trips into one, and categorise trips as personal or business; to form a unique travel experience.

MY:eCHARGE MANAGE PUBLIC AND PRIVATE CHARGING

A package which, through the use of dedicated features and mobile apps, allows you to find, use, pay and track recharges at public charging stations (easy Charge), as well as being able to manage charging with a Connected Wallbox.

MY: FLEETMANAGER SIMPLIFY YOUR FLEET MANAGEMENT

my:FleetManager allows you to manage company fleets of cars and light commercial vehicles with maximum efficiency and safety. The most advanced Fleet Management solutions and Car Sharing solutions for car sharing among employees.



Fiat Professional FlexCare

EXTENDED CARE PREMIUM

Extended Warranty + Roadside Assistance

Offers new car buyers complete peace of mind throughout the duration and mileage of your chosen contract term for worry free driving and maximum coverage, with the additional benefit of roadside assistance.

SERVICE CARE

Scheduled Servicing

There's no need to worry about budgeting for your next service. Simply take out a Fiat Professional service care plan. You can then focus on the more important things in life, knowing your servicing costs are taken care of.

myFiatProfessional

Take care of your vehicle with a click! Register now for personalised advice, dedicated tools and exclusive promotions.

BIK Calculator

If you have private use of a company van for more than driving to and from work, you may be taxed on this benefit.

Vehicle Excise Duty

V.E.D. rate for all light goods vehicles registered on or after 1 April 2024 and not exceeding 3,500kg: £335.

V.E.D. is not applicable to electric versions.



FIAT

PROFESSIONAL



Fiat Professional UK Ltd. Pinley House, 2 Sunbeam Way, Coventry CV3 1ND.

NOTE: Every endeavour has been made to ensure that the information, including prices, contained in this leaflet was accurate at the time of publishing December 2023. The Company however, reserves the right, whilst preserving the essential characteristics of the models described, to introduce at any time modifications, changes of details, equipment or accessories as may be considered necessary to improve the models described or for any other reason of a constructional or operational nature.

Designed and produced by Vario Press Ltd.