

# RENAULT TRAFIC




16th May 2023

# the van designed around you

Renault Trafic has been redesigned to bring maximum efficiency and personalisation to your journey. With the choice from 2 lengths, 2 roof heights and panel van or crew van versions, the Trafic range allows for customisation to find the right van for your day-to-day needs. The redesign of Trafic has optimised storage space and comfort throughout the cabin, enhancing the mobile office and connectivity features, making every journey with Trafic more enjoyable and efficient.

\*on versions featuring load-through bulkhead.



**10 advanced  
driver  
assistance  
systems**

**up to 4.15m\*  
load length**



**up to 8.9m<sup>3</sup>  
load volume**

**up to 1166kg  
payload**

**up to 2.5t  
towing  
capacity**

**84 litres of  
cabin storage**



**elegant functionality  
on the road**



Dynamic and elegant, the exterior design of the Renault Trafic is above all functional. The C-shaped LED headlights and 30% larger electric-folding door mirrors (standard from Extra) bring a stylish look to the front of Trafic, while also providing greater visibility. The ergonomic load area allows you to maximise storage and makes it more convenient than ever to transfer cargo. Emphasising the elegance of Trafic, the 17" alloy wheels (standard from Extra) make a statement on the road and reflect the attention brought to even the smallest of details.



1. up to 4.15m of load length thanks to the load-through bulkhead located underneath the passenger seat
2. up to 8.9m<sup>3</sup> of load volume



**optimised load area**



With its class-leading load length of 4.15m\* using the load-through bulkhead under the passenger seat, and its capacity of towing up to 2.5 tonnes, nothing can stop the Renault Trafic. The ergonomically designed load area offers of up to 8.9m<sup>3</sup> of volume, along with two LED lights as well as the 16 anchorage points\* to maximise convenience.

\*in L2 version.



1. Mobile office: middle passenger seat folds down to present laptop and clipboard storage. Cabin also offers 84 litres of storage including 3 litre glovebox
2. wireless smartphone charger<sup>^</sup>
3. smartphone integration via AndroidAuto™ or Apple CarPlay™



## premium and spacious cabin

The completely redesigned interior on Traffic brings some of the best features of the Renault Car range to the cabin, delivering a highly premium feel. A dashboard with chrome inserts and the 4.2" colour display on the instrument panel bring a true feel of quality to Traffic, along with the 84 litres of convenient storage solutions. Enjoy your journey from start to finish with the 8" EASY LINK multimedia system and stay connected through the smartphone integration brought by Android Auto or Apple CarPlay\*\*.

\*depending on versions. \*\* Wireless Smartphone Charger currently not available to order. Android Auto™ is a trademark of Google Inc. Apple CarPlay™ is a trademark of Apple Inc. Dashboard compartment covers are not available on right-hand drive vehicles.




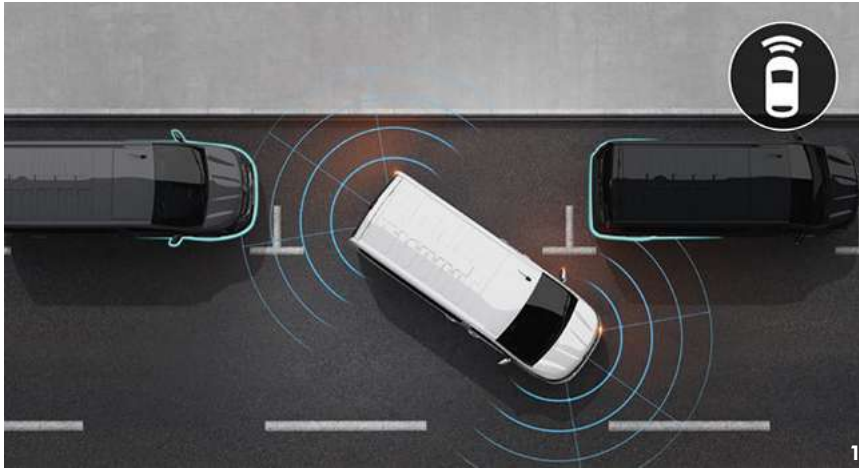




## crew van

With seating for up to 6 and a generous load area, Traffic Crew Van can adapt to suit your daily business activities. The glazed bulkhead separating the load area from the second row of seats brings enhanced visibility and additional driver safety when combined with the optional glazed rear doors.





# driving made simple

Drive with complete peace of mind, Traffic will make your journeys safer. A range of advanced driver assistance systems<sup>(1)</sup> and safety devices allow you to travel with confidence.



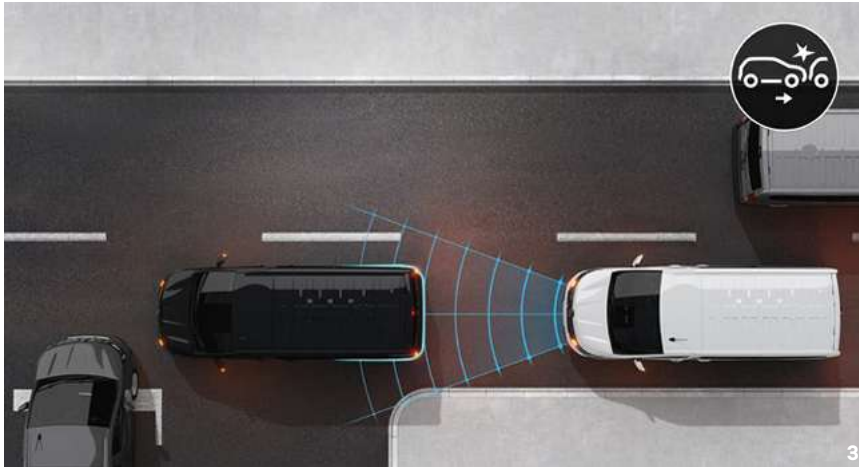
## 1. The 360° parking sensors

Front, rear and side sensors warn you of objects using an audible and visual signal. You no longer need to worry about damaging your bodywork (Optional).

## 2. Blind Spot Warning

This system warns the driver of vehicles in their blind spot and helps avoid collisions when manoeuvring. The driver is alerted by an LED light being activated in the corresponding door mirror (Optional).

(1) It is your responsibility to stay alert, drive safely and be in control of the vehicle at all times. Driver assist features have speed and other limitations and should not be relied on. For more information, please refer to the owner's manual or contact your local dealer.



## an ever safer road

### 3. Active Emergency Braking System

This system is able to detect both moving and stationary vehicles. The driver is warned via a visual and audible alert, if the driver doesn't brake or doesn't brake hard enough the system supports with braking (Standard from Extra).

### 4. Adaptive Cruise Control

This allows you to maintain a safe distance from the vehicle in front. The system applies the brakes when this distance is too short and then accelerates once the road is clear again (Optional).

### 5. Lane Departure Warning

This system alerts the driver if they cross the central reservation line involuntarily (Standard from Extra Sport).

# colours



Cumulus Blue<sup>(1) (3) (4)</sup>



Urban Grey<sup>(1) (5)</sup>



Glacier White<sup>(1)</sup>



Jet Black<sup>(2)</sup>



Highland Grey<sup>(2)</sup>



Slate Grey<sup>(2) (4)</sup>



Carmin Red<sup>(2) (4)</sup>

	Glacier White 369	Urban Grey KPW	Cumulus Blue RQU	Jet Black D68	Highland Grey KQA	Slate Grey KNA	Carmin Red NPF
Start	■	■	■	○	○	○	○
Advance	■	■	_(3)	○	○	○	○
Extra	■	■	_(3)	○	○	○	○
Extra Sport	■	_(5)	_(3)(5)	■	■	■	■

(1) solid paint. (2) metallic paint. (3) not available with body coloured front bumper, door rail, rear tail light column and chrome grille. colours shown may vary in real life. (4) not available on high roof versions. (5) not available with body coloured rear bumper and side mouldings.

## upholstery



'Kompo' upholstery



'Java' upholstery

	Panel vans / Crew vans			
	Start	Advance	Extra	Extra Sport
'Kompo' upholstery	■	■	-	-
'Java' upholstery	-	-	■	■

## wheels



16" 'Siras' wheel trim



17" 'Avens' alloy wheels



17" 'Avens' diamond cut alloy wheels

	Panel vans / Crew vans			
	Start	Advance	Extra	Extra Sport
16" 'Siras' with large wheel stylers	■	■	-	-
17" 'Avens' alloy wheels	-	-	■	-
17" 'Avens' diamond cut alloy wheels	-	-	-	■

## tyres

Type of tyres	Summer				All-weather
	215/65 R16	205/65 R16	205/65 R16	215/60 R17	215/65 R16
Tyre/wheel size					
Make	Goodyear EfficientGrip Cargo	Goodyear EfficientGrip Cargo	Bridgestone Duravis R660	Goodyear EfficientGrip Cargo	Continental VanContact 4Season
Fuel efficiency class	B	B	B	B	C
Wet grip class	A	A	A	A	A
Exterior noise (dB)	70 dBA AT 50 mph 63.9 dBA AT 30 mph	69 dBA AT 50 mph 61.9 dBA AT 30 mph	72 dBA AT 50 mph 67 dBA AT 30 mph	69 dBA AT 50 mph 62.7 dBA AT 30 mph	73 dBA AT 50 mph 67.1 dBA AT 30 mph

# standard features

## Start



image shown is left-hand drive.



16" 'Siras' wheels



Kompo



### technology

- DAB radio with Bluetooth connectivity, USB socket and AUX input
- 3.5" monochrome TFT driver information display
- key - 3 button folding with selective opening
- 12v power socket (front)
- 6 speed gearbox with gear shift indicator
- ECO mode button

### interior

- driver's seat with armrest - height adjustable, lumbar adjustment
- 'Kompo' upholstery
- electric front windows
- interior cabin lighting
- steering wheel - reach and rake adjustment
- dashboard with geometric grain
- front passenger bench seat
- closed glove box

### exterior

- full LED headlights with C-shaped DRL
- 16" steel wheel trims
- door mirrors - heated with electric adjustment and external temperature sensor
- left side loading door - unglazed
- rear doors - unglazed, 180°
- 80-litre fuel tank
- 20-litre AdBlue tank
- spare wheel with anti-theft spare wheel holder
- roof bar fixings

### safety and security

- Alarm - Thatcham T1 volumetric alarm
- ESC (Electronic Stability Control) with Hill Start Assist and Grip Xtend
- anchorage points : 14 for Short wheel base (SWB) and 16 for Long wheel Base (LWB) weight allowed per anchorage ring: approximately 500kg
- airbag - driver
- full steel bulkhead
- seatbelt reminder - driver and passenger

- seatbelts - 3 point height-adjustable seatbelts with pretensioners and load limiters
- deadlocking
- ABS with EBD (Electronic Brake force Distribution)
- remote central locking
- electronic immobiliser
- 4 disc brakes
- cruise control with speed limiter

### crew van adds:

- 2nd row of 3 passenger bench seat
- glazed bulkhead
- left and right side loading doors - glazed
- front passenger bench seat with underseat storage
- interior side panels up to windows



# standard features

## Advance (in addition to Start)



image shown is left-hand drive.



16" 'Siras' wheels



Kompo



### technology

- EASY LINK display with 8" touchscreen, DAB radio, Bluetooth and USB ports
- smartphone integration with Android Auto™ and Apple CarPlay™

### interior

- manual air conditioning with pollen filter
- mobile office (fold down middle passenger seat, with detachable A4 clipboard and laptop storage (not available on Crew Vans)
- passenger bench seat with underseat storage

### exterior

- body coloured door rail and rear tail light column with chrome grille

### safety and security

- full steel bulkhead with load-through facility (not available on Crew Vans)
- wide view mirror (blind spot mirror in passenger sunvisor)
- rear parking sensors

# standard features

## Extra (in addition to Advance)



image shown is left-hand drive. dashboard storage is open on right-hand drive.



17" 'Avens' alloy wheels



Java



### technology

- EASY LINK navigation with 8" touchscreen, DAB radio, Bluetooth and USB ports
- smartphone integration with Android Auto™ and Apple CarPlay™
- connected navigation services - 3 years included: Google search for places of interest, live traffic info and weather
- automatic headlights and rain sensitive front wipers
- 4.2" colour TFT driver information display

### interior

- premium dashboard with horizontal grain and chrome styling
- premium faux leather steering wheel
- 'Java' upholstery
- interior LED cabin lighting

### exterior

- 17" alloy wheels
- body coloured front bumper and door mirrors
- door mirrors - electric folding

### safety and security

- 'Active Emergency Braking System'
- 'Driver Attention Alert'
- front fog lights

### crew van adds:

- 2nd row of 3 passenger seats:
- individual seats with adjustable headrests, ISOFIX (left & right seat), 2 armrests and underseat storage
- left and right side loading doors - glazed with opening windows

# standard features

## Extra Sport (in addition to Extra)



image shown is left-hand drive. dashboard storage is open on right-hand drive.



17" 'Avens' diamond cut alloy wheels



Java



### technology

- keyless entry

### interior

- climate control

### exterior

- metallic paint
- 17" alloy wheels with black inserts
- body coloured side mouldings and rear bumper (not available on crew van)

### safety and security

- rear parking camera
- 'Lane Departure Warning'
- 'Traffic Sign Recognition'



# accessories



2.



3.



4.

**1. side step pack**  
(77 11 782 165)

**2. chrome-finish fog light trim**  
(26 1A 219 93R)

**3. chrome door mirror shells and door handle covers**  
(TBC) (77 11 947 908)

**4. Customisation stickers - bonnet sport stickers**  
(65 09 232 38R)

Some accessories require the vehicle to be registered before fitment. Your selected dealer will be able to offer further advice on this and provide you with a quote for fitment for vehicles already in dealer stock. Please refer to accessory brochure for full list of accessories. Accessories are fitted post production and may have an impact on WLTP fuel (actual) consumption and CO<sub>2</sub> figures.

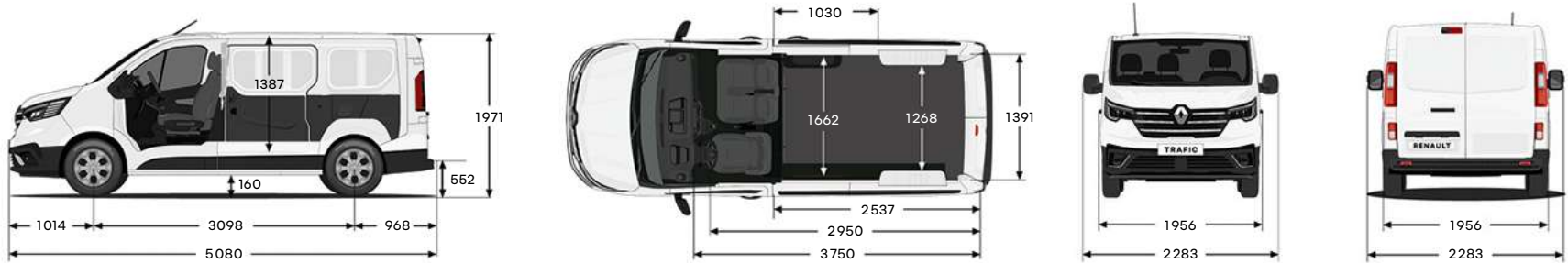
# technical specifications

	Blue dCi 130	Blue dCi 150	Blue dCi 150 Auto EDC	Blue dCi 170	Blue dCi 170 Auto EDC
Engine capacity/number of cylinders/valves	1997/4/16	1997/4/16	1997/4/16	1997/4/16	1997/4/16
Max. power kW ECC (hp) at rpm	96 (130) at 3 500	110 (150) at 3 500	110 (150) at 3 500	125 (170) at 3 500	125 (170) at 3 500
Max. torque Nm ECC at rpm	320 at 1500	350 at 1500	350 at 1500	380 at 1500	380 at 1500
Type of injection	common rail direct injection (2500 bar)				
Fuel and tank volume (L)	diesel - 80				
Adblue® fuel tank volume <sup>(1)</sup> (L)	24.7				
Emission control standard	Euro 6 d-full				
Gearbox type	manual gearbox	manual gearbox	automatic gearbox dual clutch	manual gearbox	automatic gearbox dual clutch
Number of gears	6				
Maintenance interval	up to 24,000 miles/2 years <sup>(2)</sup>				
<b>Performance</b>					
Top speed (mph)	109	109	110	tbc	115
0-62 mph (s)	14.3	tbc	11.6	tbc	10.6
<b>Fuel consumption and emissions <sup>(3)</sup></b>					
Certification cycle					
Combined fuel consumption (mpg)	tbc	tbc	39.2-39.8	39.8-40.4	tbc
CO <sup>2</sup> emissions (g/km)	tbc	tbc	185-188	184-187	tbc
<b>Steering</b>					
Turning circle between kerbs (m)	short wheelbase: 12.4 - Long wheelbase: 13.8				
Turning circle between walls (m)	short wheelbase: 12.8 - Long wheelbase: 14.3				
<b>Braking</b>					
ABS with EBD (Electronic brake force distribution)	standard				
Front: ventilated disks - Rear: solid disks Ø/width (mm)	296/28 - 280/12				
<b>Tyres</b>					
Tyre/wheel size	standard : 205/65 R16 option : 215/60 R17"		standard : 215/65 R16 option : 215/60 R17"		

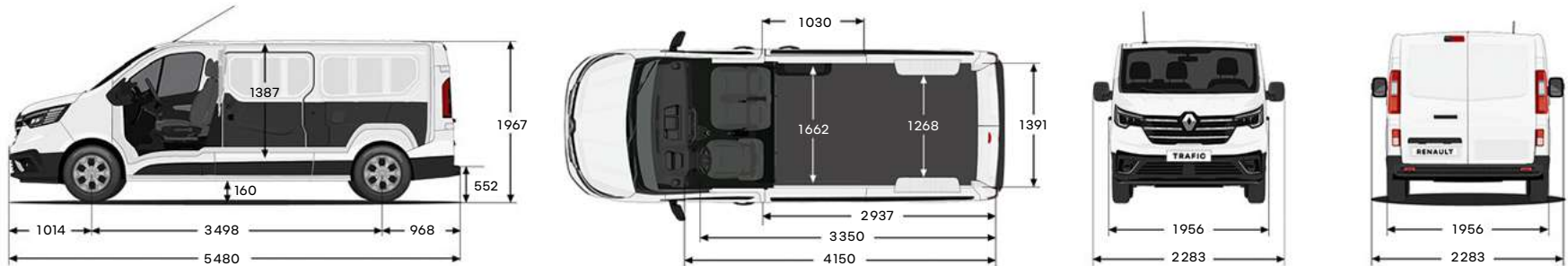
- = not available. (1) homologation in progress. The actual consumption of fuel and AdBlue depends on the conditions of use of the vehicle, the equipment, the driving style of the driver and the load. (2) an engine consumes oil for lubricating and cooling its moving parts. it is normal to top up the oil once or several times between two changes. (3) WLTP figures shown are for comparability purposes. Actual real-world driving results may vary depending on factors such as weather conditions, driving styles, vehicle load or any accessories fitted after registration. Depending on options fitted WLTP figures may differ. Please consult with local dealer or refer to [www.business.renault.co.uk/configurator](http://www.business.renault.co.uk/configurator) for more information. (4) WLTP (Worldwide harmonized Light vehicles Test procedures): this new protocol makes it possible to obtain results much closer to those observed during the daily trips carried out than the NEDC protocol.

# dimensions

## L1H1 Van



## L2H1 Van

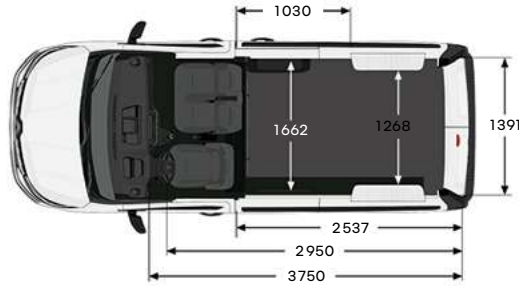
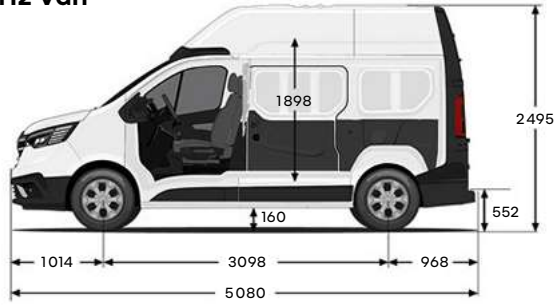


H1 Van dimensions (mm)	L1H1	L2H1
Maximum load volume (m <sup>3</sup> )	5,8	7,75
<b>Exterior dimensions</b>		
Overall length	5080	5480
Overall width with/without door mirrors	1956/2283	1956/2283
Overall height	1971	1967
Wheelbase length	3098	3498
Front overhang	1014	1014
Rear overhang	968	968
<b>Loading area</b>		
Width x length of the load-through facility	510 x 222	510 x 222
Loading length on floor	2537	2937
Loading length on floor (including load-through facility)	2950	3350
Loading length on floor (including load-through facility into footwell)	3750	4150
Loading length 400mm from the floor	tbc	2937
Loading length 1m from the floor	tbc	2650
Maximum loading area width	1662	1662
Width between wheel arches	1268	1268
Maximum loading area height	1387	1387
<b>Sliding side door(s)</b>		
Sliding side door entry width 600mm from the floor	907	907
Sliding side door entry 100mm from the floor	1030	1030
Sliding side door entry height	1284	1284

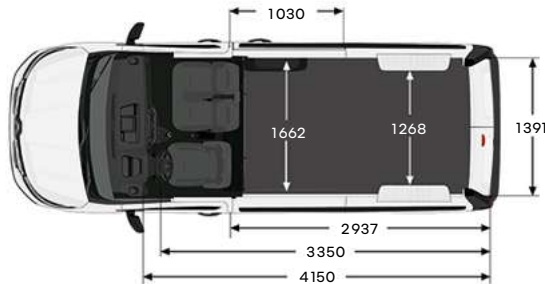
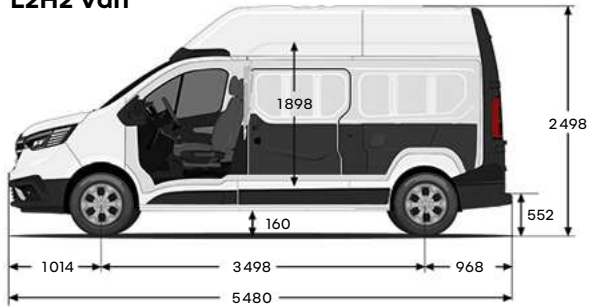
Dimensions H1 van (mm)	L1H1	L2H1
<b>Rear door</b>		
Entry width 70mm from the floor	1391	1391
Entry height	1320	1320
Loading sill	552	552
Ground clearance	160	160

H1 Van weights and loads (kg)	L1H1	L2H1
<b>Version</b>		
	SL30	LL30
Gross vehicle weight	2900 - 3010	3010-3070
Kerb weight	1783 - 2066	1819 - 2102
Max payload	1227	1251
Max load on front axle	1625	1625
Max load on rear axle	1650	1650
<b>Max towable weight</b>		
Braked/unbraked Manual	750/2000 - 2500	750/2000 - 2500
<b>Max towable weight</b>		
Braked/unbraked Auto EDC	750/1690 - 1800	750/1630 - 1690

### L1H2 Van



### L2H2 Van



#### H2 Van dimensions (mm)

	L1H2	L2H2
Maximum load volume (m <sup>3</sup> )	6,7	8,9
<b>Exterior dimensions</b>		
Overall length	5080	5480
Overall width with/without door mirrors	1956/2283	1956/2283
Overall height	2495	2498
Wheelbase length	3098	3498
Front overhang	1014	1014
Rear overhang	968	968
<b>Loading area</b>		
Width x length of the load-through facility	510 x 222	510 x 222
Loading length on floor	2537	2937
Loading length on floor (including load-through facility)	2950	3350
Loading length on floor (including load-through facility into footwell)	3750	4150
Loading length 400mm from the floor	2537	2937
Loading length 1m from the floor	2250	2650
Maximum loading area width	1662	1662
Width between wheel arches	1268	1268
Maximum loading area height	1898	1898
<b>Sliding side door(s)</b>		
Sliding side door entry width 600mm from the floor	907	907
Sliding side door entry 100mm from the floor	1030	1030
Sliding side door entry height	1284	1284

#### Dimensions H2 van (mm)

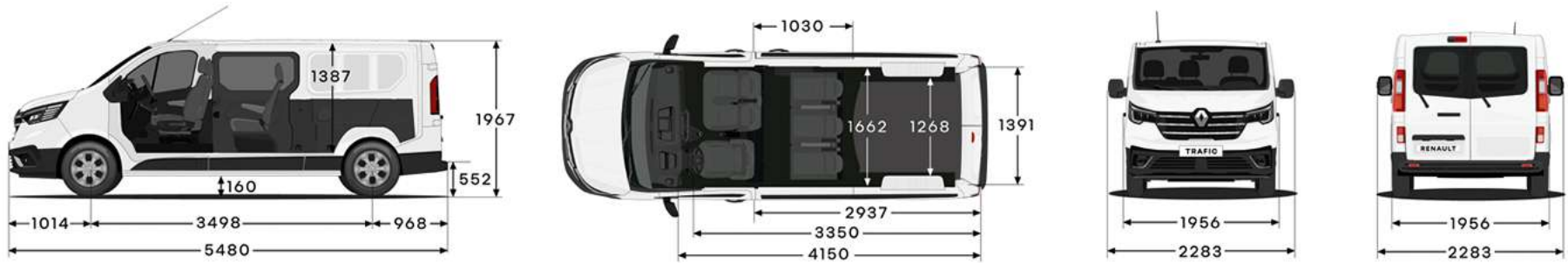
	L1H2	L2H2
<b>Rear door</b>		
Entry width 70mm from the floor	1391	1391
Entry height	1820	1820
Loading sill	552	552
Ground clearance	160	160

#### H2 Van weights and loads (kg)

	L1H2	L2H2
<b>Version</b>		
Gross vehicle weight	SH30	LH30
Kerb weight	2900	3010
Max payload	1943 - 1965	1978 - 2001
Max load on front axle	935 - 957	1009 - 1032
Max load on rear axle	1625	1625
Max towable weight (Braked/unbraked Manual)	1650	1650
	750/2500	750/2500



## Crew Van



DIMENSIONS (mm)	LL30
Load volume (m <sup>3</sup> )	4.0
<b>Exterior dimensions</b>	
Wheelbase	3,498
Overall length	5,480
Front overhang	1,014
Rear overhang	968
Overall width with/without door mirrors	2,283/1,956
Width between wheel arches	1,268
<b>Loading area</b>	
Loading area length at 400mm from the floor	1,819
Loading area length at floor	2,314 - 2,423
Width * length of the opening under passenger bench seat	225*1,220
Maximum loading area width	1,662
<b>Sliding side door(s)</b>	
Sliding door sill width at 600mm from the floor	907
Sliding door sill width at 100mm from the floor	1,030
Sliding door sill height	1,284
<b>Rear door</b>	
Loading sill height (unladen)	552
Ground clearance	160

Weights (kg)	Advance	Extra		Extra Sport	
	Blue dCi 130	Blue dCi 150	Blue dCi 170 Auto	Blue dCi 150	Blue dCi 170 Auto
Gross Vehicle Weight	3,070	3,070	3,070	3,070	3,070
Gross Train Weight	5,570	5,570	4,700	5,570	4,700
Maximum Payload*	881	1,013	988	1,012	987
Roof Payload	200		200		200
Kerb Weight*	2,039	2,057	2,082	2,058	2,083
1° axle kerb weight (Kg)	1,306	1,306	1,331	1,306	1,331
2° axle kerb weight (Kg)	840	840	840	840	840
Max Weight on front axle	1,625	1,625	1,625	1,625	1,625
Max Weight on rear axle	1,650	1,650	1,650	1,650	1,650
Braked trailer capacity	2,500	2,500	1,630	2,500	1,630
Unbraked trailer capacity	750	750	750	750	750

# pricing

Traffic panel van	WLTP CO <sub>2</sub> (g/km) <sup>†</sup>	Fuel type	Combined fuel consumption (mpg) <sup>†</sup>	BHP	Basic price (£)	VAT 20% (£)	VED 2023/24	Total retail price (£)*	On the road price*
<b>Start</b>									
SL30 Blue dCi 130 Start Panel Van MY23	182	Diesel	40.4	130	27,500	5,500	£320	33,000	£34,075
SL30 Blue dCi 150 Start Panel Van MY23	182	Diesel	40.4	150	28,250	5,650	£320	33,900	£34,975
SH30 Blue dCi 150 Start Panel Van MY23	182	Diesel	34.9	150	29,250	5,850	£320	35,100	£36,175
LL30 Blue dCi 130 Start Panel Van MY23	184	Diesel	39.8	130	28,250	5,650	£320	33,900	£34,975
LL30 Blue dCi 150 Start Panel Van MY23	184	Diesel	39.8	150	29,000	5,800	£320	34,800	£35,875
LH30 Blue dCi 150 Start Panel Van MY23	184	Diesel	34.9	150	30,000	6,000	£320	36,000	£37,075
<b>Advance</b>									
SL30 Blue dCi 130 Advance Panel Van MY23	186	Diesel	40.4	130	29,000	5,800	£320	34,800	£35,875
SL30 Blue dCi 150 Advance Panel Van MY23	186	Diesel	40.4	150	29,750	5,950	£320	35,700	£36,775
SL30 Blue dCi 150 Auto EDC Advance Panel Van MY23	186	Diesel	39.8	150	31,750	6,350	£320	38,100	£39,175
LL30 Blue dCi 130 Advance Panel Van MY23	213	Diesel	39.8	130	29,750	5,950	£320	35,700	£36,775
LL30 Blue dCi 150 Advance Panel Van MY23	186	Diesel	39.8	150	30,500	6,100	£320	36,600	£37,675
LL30 Blue dCi 150 Auto EDC Advance Panel Van MY23	183	Diesel	39.2	150	32,500	6,500	£320	39,000	£40,075
<b>Extra</b>									
SL30 Blue dCi 130 Extra Panel Van MY23	184	Diesel	40.4	130	30,500	6,100	£320	36,600	£37,675
SL30 Blue dCi 150 Extra Panel Van MY23	185	Diesel	40.4	150	31,250	6,250	£320	37,500	£38,575
SL30 Blue dCi 150 Auto EDC Extra Panel Van MY23	185	Diesel	39.8	150	33,250	6,650	£320	39,900	£40,975
LL30 Blue dCi 130 Extra Panel Van MY23	185	Diesel	39.8	130	31,250	6,250	£320	37,500	£38,575
LL30 Blue dCi 150 Extra Panel Van MY23	211	Diesel	39.8	150	32,000	6,400	£320	38,400	£39,475
LL30 Blue dCi 150 Auto EDC Extra Panel Van MY23	186	Diesel	39.2	150	34,000	6,800	£320	40,800	£41,875
<b>Extra Sport</b>									
SL30 Blue dCi 150 Extra Sport Panel Van MY23	186	Diesel	39.8	150	32,750	6,550	£320	39,300	£40,375
SL30 Blue dCi 170 Auto EDC Extra Sport Panel Van MY23	186	Diesel	39.8	170	35,500	7,100	£320	42,600	£43,675
LL30 Blue dCi 150 Extra Sport Panel Van MY23	187	Diesel	39.8	150	33,500	6,700	£320	40,200	£41,275
LL30 Blue dCi 170 Auto EDC Extra Sport Panel Van MY23	184	Diesel	39.2	170	36,250	7,250	£320	43,500	£44,575

# pricing

Traffic crew van	WLTP CO <sub>2</sub> (g/km) <sup>†</sup>	Fuel type	Combined fuel consumption (mpg) <sup>†</sup>	BHP	Basic price (£)	VAT 20% (£)	VED 2023/24	Total retail price (£)*	On the road price*
<b>Advance - 6 seats</b>									
LL30 Blue dCi 130 Advance Crew Van MY22	190	Diesel	39.2	130	32,250	6,450	£320	38,700	£39,775
<b>Extra - 6 seats</b>									
LL30 Blue dCi 150 Extra Crew Van MY23	191	Diesel	38.7	150	34,500	6,900	£320	41,400	£42,475
<b>Extra Sport - 6 seats</b>									
LL30 Blue dCi 150 Extra Sport Crew Van MY23	191	Diesel	38.7	150	36,000	7,200	£320	43,200	£44,275
LL30 Blue dCi 170 Auto EDC Extra Sport Crew Van MY23	192	Diesel	38.7	170	38,750	7,750	£320	46,500	£47,575

\*All prices shown are the manufacturer's recommended retail prices. The "On The Road" price includes delivery to the dealer premises, number plates, 12 months government road fund licence (depending on CO<sub>2</sub> emissions) and the First Registration Fee of £55. Other goods or services supplied by agreement between the customer and the dealer are not included. <sup>†</sup>WLTP figures shown are for comparability purposes. Actual real-world driving results may vary depending on factors such as weather conditions, driving styles, vehicle load or any accessories fitted after registration. Depending on options fitted WLTP figures may differ. Please consult with local dealer or refer to [www.business.renault.co.uk/configurator](http://www.business.renault.co.uk/configurator) for more information.

## LCV service plan

		MRRP (inc VAT)
Manual	5 Years / 66,000 miles	£1,440
Automatic	5 Years / 66,000 miles	£1,560

## LCV extended warranty

	MRRP (inc VAT)
5 Years / 100,000 miles	£756

**Service Plan Terms & Conditions** The Service Plan offer is available on all LCV's. Valid at participating Renault dealers only and may be purchased up to 12 months after registration or before the first service (whichever is sooner). Vehicles must be ordered between 4 April to 3 July and registered by 31 December 2023.

The Renault Service plan covers the manufacturer's minimum maintenance programme requirements for the term of the Service Plan purchased (refer to the Warranty and Service sheet in the Handover Document wallet for details). The plan ends when you reach the age or mileage limit (whichever comes first). Services must be carried out in line with the manufacturer's minimum maintenance programme requirements and servicing intervals within +/-1 month or 1,000 miles of the service interval and can only be carried out at a Renault Approved outlet. Service plans do not cover wear and tear items such as (but not limited to) tyres, wiper blades or brakes. For Service plan full Terms & Conditions visit [www.renault.co.uk/owners](http://www.renault.co.uk/owners). Cannot be part exchanged, refunded or transferred. All prices quoted are MRRP.

**Extended Warranty Terms & Conditions** The Extended Warranties are available on all LCV's. Valid at participating Renault dealers only and are available to purchase from first date of registration and may be purchased up to 12 months after registration. For full Extended Warranty Terms and Conditions visit [www.renault.co.uk/extensions-of-warranties](http://www.renault.co.uk/extensions-of-warranties)

# options

	Start Panel		Advance Panel Crew		Extra Panel Crew		Extra Sport Panel Crew		Basic Price	Vat	Total Retail Price
	Low roof	High roof	Low roof	Low roof	Low roof	Low roof	Low roof	Low roof			
<b>connectivity</b>											
Technology Pack <sup>(1)</sup> EASY LINK navigation with 8" touchscreen, DAB radio, Bluetooth, USB ports and compatible with Apple CarPlay™ & Android Auto™ Connected navigation services - 3 years included: Google search for places of interest, live traffic info and weather Smartphone dock Hands-free key card with push button stop/start function	o	o	-	-	-	-	-	-	£990	£198	£1,188
Additional key (third)	o	o	o	o	o	o	o	o	£55	£11	£66
Battery interface	o	o	o	o	o	o	o	o	£50	£10	£60
Conversion interface box	o	o	o	o	o	o	o	o	£150	£30	£180
EASY CONNECT dongle - adapter for fleet connectivity services	o	o	o	o	o	o	o	o	£150	£30	£180
EASY LINK display with 8" touchscreen, DAB radio, Bluetooth, USB ports and compatible with Apple CarPlay™ & Android Auto™	o	o	■	■	-	-	-	-	£450	£90	£540
EASY LINK navigation with 8" touchscreen, DAB radio, Bluetooth, USB ports and compatible with Apple CarPlay™ & Android Auto™ <sup>(1)</sup> Connected navigation services - 3 years included: Google search for places of interest, live traffic info and weather	o	o	o	o	■	■	■	■	£800	£160	£960
Hands-free keycard with push button stop/start function	o	-	o	o	o	o	■	■	£350	£160	£960
Wireless smartphone charger	o	o	o	o	o	o	o	o	£150	£30	£180
Without spare wheel	o	o	o	o	o	o	o	o	currently not available		
	o	o	o	o	o	o	o	o	no Cost Option		
<b>comfort &amp; convenience</b>											
Comfort Pack 1 <sup>(9)</sup> Heated driver's seat with non-heated passenger 2 seat bench or Heated driver's and heated passenger seat <sup>(2)</sup> Manual air conditioning with pollen filter Door mirrors - electric folding	o	o	-	-	-	-	-	-	£990	£198	£1,188
Comfort Pack 2 <sup>(9)</sup> 2nd row of passenger seat with two dividing armrests Individual seats with ISOFIX (left and right seats) and underseat storage Left and right side loading doors - glazed with opening windows	-	-	-	o	-	-	-	-	£950	£190	£1,140
Comfort Pack 3 <sup>(9)(18)</sup> Heated driver's seat with non-heated passenger 2 seat bench or Heated driver's and heated passenger seat <sup>(2)</sup> Climate control	o	o	o	o	o	o	-	-	£1,200	£240	£1,440
	£1,200		£350						£350	£70	£420
Luxe Pack <sup>(24)</sup> 3 individual interior roof mounted spotlights for the 2nd row 2x15w roof mounted speakers for the 2nd row Reclining ability of the 2nd row of seats 2x sunblinds	-	-	-	-	-	o	-	o	£1,450	£290	£1,740
Climate control <sup>(18)</sup>	o	o	o	o	o	o	■	■	£200	£40	£240
	£1,050		£200		£200				£1,050	£210	£1,260
Delete bulkhead <sup>(28)</sup>	o	o	o	-	o	-	o	-	no cost option		
Door mirrors - electric folding	o	o	o	o	■	■	■	■	£50	£10	£60
Easy clean polypropylene side pannels <sup>(25)</sup>	o	o	o	o	o	o	o	o	£600	£120	£720
Heated driver's and heated single passenger seat <sup>(9)</sup>	o	o	o	o	o	o	o	o	£200	£40	£240
Heated driver's seat with non heated passenger 2 seat bench <sup>(9)</sup>	o	o	o	o	o	o	o	o	£200	£40	£240
Interior side panels - load area <sup>(1)</sup>	o	o	o	■	o	■	o	■	£50	£10	£60
LED loadspace lighting	o	o	o	o	o	o	o	o	£250	£50	£300
Manual air conditioning with pollen filter	o	o	■	■	■	■	-	-	£850	£170	£1,020
Single passenger's seat - height and lumbar adjustment with armrest <sup>(23)</sup>	o	o	o	o	o	o	o	o	no cost option		
Plylining - reinforced resin coated plywood floor	o	o	o	o	o	o	o	o	£275	£55	£330
Plylining - resin coated plywood floor	o	o	o	o	o	o	o	o	£175	£35	£210
Plylining - sides and resin coated plywood floor	o	o	o	o	o	o	o	o	£630	£126	£756
Plylining - sides and reinforced resin coated plywood floor	o	o	o	o	o	o	o	o	£730	£146	£876
<b>doors &amp; windows</b>											
Glazing pack 1 <sup>(6)</sup> Heated rear window with rear wipers Glazed 180° opening rear doors Glazed right-side loading doors with an opening window Glazed rear quarter panels Glazed left side loading door with an opening window	o	o	o	-	o	-	o	-	£810	£162	£972
Glazing pack 2 <sup>(6)</sup> Heated rear window with rear wipers Glazed tailgate Glazed right-side loading door with an opening window Glazed rear quarter panels Glazed left side loading door with an opening window	o	-	o	-	o	-	o	-	£855	£171	£1,026
Glazing for side loading doors - non-opening windows (both) <sup>(21)</sup>	o	o	o	■	o	-	o	-	£210	£42	£252
Opening windows in glazed side loading doors (both) <sup>(21)</sup>	o	o	o	-	o	■	o	■	£280	£56	£336



## further information

Vehicle	Classed As	Delivery to Dealer and Number Plates*	Vehicle Excise Duty	First Registration Fee	Total
Trafic	Van	£700	£320	£55	£1,075

Information correct at time of publication \* Inc VAT

## Renault Pro+, the specialist brand



You're the expert in your field and at Renault Pro+ we're here to guide you through ours. We're passionate about delivering products and services to move your business forward. So when you choose to partner with Renault Pro+ you can expect:

### specialist network

Renault Pro+ Centres have a dedicated commercial vehicle specialist. So whatever you're seeking advice on, there's always someone to help.

### business commitment

Come rain or shine, we have a set of commitments in place to help maximise uptime and minimise downtime.

### the future today - 100% electric

Renault Pro+ has been building, selling and maintaining electric vans since 2011. So when you're looking to make the switch, you know who to speak to.

### a tailored approach

Your vehicles are as unique as your business. That's why we have a programme of conversions to deliver exactly the product you want. From 'off the shelf' conversions to a more bespoke approach. We'll guide you through.

# Renault services

## 3 years warranty

Your vehicle is covered by a warranty package for up to 3 years from date of first registration (unlimited mileage during the first 24 months, followed by a further 1 year limited to a total mileage of 100,000). Your Renault Dealer is able to repair or replace without charge, parts that are found to have a material or assembly defect that is recognised by Renault. The paintwork warranty runs for 3 years and the anti-corrosion warranty for 12 years.

For Warranty Terms and Conditions please visit [www.renault.co.uk/warranty](http://www.renault.co.uk/warranty)

## 3 years Renault assistance

Should you need it, we'll provide emergency roadside repairs or tow you to the nearest Renault Dealer. This service is available 24 hours a day and is provided for 36 months from the date of first registration (unlimited mileage for first 24 months, then limited to a total of 100,000 miles or 3 years, whichever comes first). Assistance is provided within the UK & Northern Ireland only at roadside, home and includes national recovery and onward travel. Assistance applies to mechanical or electrical defects which are covered by warranty.

For Renault Assistance and Terms and Conditions please visit [www.renault.co.uk/assistance](http://www.renault.co.uk/assistance)

## LCV service plans & extended warranties

Renault's LCV Service Plans are the ultimate package to provide care free servicing for your new Renault LCV.

It really is the hassle free way to take care of your Renault and benefits from;

- Inflation Proof Servicing - You know exactly what you'll pay and there are no hidden costs
- Peace of Mind - No matter where life takes you, we'll be there in over 5000 workshops across Europe
- Renault Expertise & Quality - Our highly trained technicians know your Renault inside out

The Renault LCV Service Plan contains Renault services in-line with the manufacturer's service schedule, plus comes with a complimentary vehicle safety check to ensure your Renault is in the best condition possible.

Renault LCV Extended Warranty enhancements also available. Refer to the Price Guide for more details.

## service intervals

24,000 miles / 2 years

## Renault Network Services

No-one is better placed than Renault to maintain, fit and repair your Renault, fast. The Renault Minute (maintenance and repair with no appointment necessary) and Renault Rapide Bodycare (bumper scuffs, dings and dents, windscreen, stone chips and interior repairs...) services deliver the highest level of repair and maintenance and offer a full year's guarantee on Original Renault Parts. And don't forget to have a look at our wide range of additional equipment and accessories!

## Renault iCare

Renault iCare is an innovative Service, Maintenance & Repair product that supplies Business customers with a fully supported, managed hassle free service and maintenance package.

Renault iCare is a "Pay-As-You-Go" product that insures your vehicle is maintained by Renault technical experts when work is required.

iCare provides the following benefits:

- Full Service, Maintenance & Repair cover in the Renault Dealer Network
  - Tyres can be included within the contract at an additional fixed cost
  - Ancillary equipment can also be included (at an additional fixed monthly cost)
  - Excludes: Damage/Neglect/Abuse/Glass & Bulbs
- A fixed, pre agreed pence per mile rate
- No excess mileage charges at the end of the contract
- No pooled mileage administration
- Minimalise downtime


For more information and to obtain a quote based on your requirements, please speak to your local Renault Business dealer or visit [www.renault.co.uk/icare](http://www.renault.co.uk/icare)

## customer relations

Renault knows the value of communicating with its customers and we have established effective ways to keep in touch with you. If, after speaking to your local Renault dealership, you are not completely satisfied, please contact the Renault UK Customer Relations Team on 0344 3350000† (Mon-Fri 8.00am to 6.00pm, Closed on Bank Holidays. Live Chat Mon-Fri 8.00am to 9.00pm). You can also visit our website [www.renault.co.uk](http://www.renault.co.uk) or write to us at: Renault UK Ltd, The Rivers Office Park, Denham Way, Maple Cross, Rickmansworth, Hertfordshire, WD3 9YS.

## finance options\*

There are a wide variety of ways in which the purchase of a new vehicle can be financed. Renault Finance offers all of them, so whether you're a fleet buyer or private buyer, Renault Finance is ideally placed to tell you which plan or combination of plans best suits your needs and circumstances.



## Configure your Renault Traffic at [Business.Renault.co.uk](https://Business.Renault.co.uk)

Although every effort has been made to ensure that the information contained within this brochure is as accurate and up to date as possible, Renault U.K. reserves the right to modify its models without notice, including their characteristics, specifications, equipment and accessories. Brochures inevitably become out of date or inaccurate in some respects, in that such characteristics, specifications, equipment or accessories may be changed after the publication date given below and can differ from the descriptions given or the photos displayed. It is therefore necessary to check with your Renault dealer before purchasing any product that the characteristics, specifications, equipment or accessories of the vehicle on order are as advertised.

Publicis - photo credits: M. Hanisch, Prodigious, © Renault Marketing 3D-Commerce, RCD, Pagécran - online only - April 2023.

Renault recommends 

    [renault.co.uk](https://renault.co.uk)