

**Price and Specification Guide**  
7 July 2021 | Model Year 2021D



**Combo**

# CONTENTS

To find the information you want use the links below to navigate around the guide:

---

[Range Highlights](#)

---

[Features and Options](#)

---

[Dimensions and Capacities](#)

---

[Models](#)

---

[Exterior Colours](#)

---

[Accessories](#)

---

[Prices and Weights](#)

---

[Wheels and Tyres](#)

---

[Glossary of Terms](#)

---

[Fuel Economy and Emissions](#)

---

[Specifications](#)

---

[Further Information](#)

---

# COMBO RANGE HIGHLIGHTS



**EDITION** OTR from £18,958.33\*

Standard features include:

**Infotainment:**

- AM/FM/DAB digital radio, Bluetooth® audio streaming, Bluetooth® mobile phone portal, USB audio connection with 3.5-inch display
- Vauxhall Connect

**Interior convenience/styling:**

- Steering column adjustable for reach and rake

**Exterior convenience/styling:**

- Electrically adjustable/heated door mirrors
- Electrically operated front windows
- Nearside sliding side-access door – L1 models
- Nearside and offside sliding side-access doors – L2 models
- Twin solid rear doors
- Emergency tyre inflation kit
- Side-protection mouldings

**Safety/security:**

- Driver's airbag
- Anti-lock braking system
- Hill start assist
- Full-height steel bulkhead
- Daytime running lights
- Automatic lighting control
- Remote control central deadlocking
- Keyless entry and start – standard on Automatic models
- Engine deadlock immobiliser
- Electronically protected audio equipment



**DYNAMIC** OTR from £19,958.33\*

Features over Edition:

**Interior convenience/styling:**

- Steering wheel mounted audio controls
- Air conditioning
- Driver's top-lidded glovebox
- Height-adjustable driver's seat with manual lumbar adjustment
- Electronic cruise control

**Exterior convenience/styling:**

- Rear parking distance sensors

**Security:**

- Remote control security alarm system

**Crew Van (Edition and Sportive) models additionally feature:**

- Two-position moveable ladder frame bulkhead
- Three-seat second-row bench
- Lap and diagonal inertia-reel seatbelts
- Nearside and offside sliding side-access doors
- Driver and front passenger's side-impact airbags

**4x4 (Edition) models\*\* additionally feature:**

- Selectable 4x4 drive system with viscous-coupling
- ECO front-wheel drive mode
- Increased ground clearance 185mm
- Underbody protection for engine, gearbox and fuel tank



**SPORTIVE** OTR from £21,033.33\*

Features over Edition:

**Infotainment:**

- Multimedia audio system – 8-inch colour touchscreen

**Interior convenience/styling:**

- Steering wheel mounted audio controls
- Air conditioning
- Driver's top-lidded glovebox
- Height-adjustable driver's seat with manual lumbar adjustment
- Dual front passengers' fixed bench seat
- Electronic cruise control
- Electric parking brake
- FlexCargo bulkhead

**Exterior convenience/styling:**

- Rear parking distance sensors
- Body-colour front and rear bumpers
- Metallic paint
- 16-inch steel wheels with full-diameter wheel trims
- Front fog lights

**Security:**

- Remote control security alarm system



**GRIFFIN** OTR £16,558.33\*

Features over Sportive:

**Interior convenience/styling:**

- Sight and Light Pack

**Exterior convenience/styling:**

- 16-inch alloy wheels



**ELITE** OTR from £24,208.33\*

Features over Sportive:

**Infotainment:**

- Multimedia Navi Pro – Satellite navigation system

**Interior convenience/styling:**

- Sight and Light Pack
- Vinyl load floor covering
- Surround rear vision

**Exterior convenience/styling:**

- 16-inch alloy wheels
- Front and rear parking distance sensors
- Tyre pressure monitoring system
- Body-colour door handles and sliding side-access door rail cover

\*OTR price excluding VAT. \*\*For specific warranty details see Combo 4x4 prices page.

# EDITION



## L1 PANEL VAN ON-THE-ROAD PRICES

EURO 6D TEMP (6.2)	OTR RRP exc. VAT	Insurance Group
Diesel		
2000 1.5 (75PS) Turbo D	<b>£18,958.33</b>	30A
2000 1.5 (100PS) Turbo D	<b>£19,483.33</b>	30A
2300 1.5 (100PS) Turbo D	<b>£19,833.33</b>	30A
2300 1.5 (130PS) Turbo D Start/Stop	<b>£20,483.33</b>	31A
2300 1.5 (130PS) Turbo D Start/Stop Automatic	<b>£22,433.33</b>	32A
2300 1.5 (130PS) Turbo D Start/Stop 4x4*	<b>£36,638.33</b>	36A

## L2 PANEL VAN ON-THE-ROAD PRICES

EURO 6D TEMP (6.2)	OTR RRP exc. VAT	Insurance Group
Diesel		
2300 1.5 (100PS) Turbo D	<b>£21,033.33</b>	30A
2300 1.5 (130PS) Turbo D Start/Stop Automatic	<b>£23,633.33</b>	30A
2300 1.5 (130PS) Turbo D Start/Stop 4x4*	<b>£37,838.33</b>	34A

Please note: On-the-road recommended retail prices (RRP) include number plates and delivery to Retailer of £583.33, 12 months' Vehicle Excise Duty and new vehicle first registration fee of £55.00. Excludes fuel and insurance.

\*For specific warranty details see Combo 4x4 prices page.

## FEATURES

### Infotainment:

- AM/FM/DAB digital radio
- Bluetooth® audio streaming
- Bluetooth® mobile phone portal
- USB audio connection
- Four speakers
- Vauxhall Connect

### Interior convenience/styling:

- Steering column adjustable for reach and rake
- Full-width overhead storage shelf
- Four-way adjustable driver's seat
- Front passenger's seat with underseat storage

### Exterior convenience/styling:

- Electrically adjustable/heated door mirrors
- Electrically operated front windows with one-touch facility
- Nearside sliding side-access door
- Twin solid rear doors
- Emergency tyre inflation kit
- Side-protection mouldings
- 15-inch steel wheels with centre caps (2000 models)
- 16-inch steel wheels with centre caps (2300 models)

### Safety/security:

- Driver's airbag
- Height-adjustable front lap and diagonal inertia-reel seatbelts
- Electronic stability programme with traction control
- Anti-lock braking system
- Full-height steel bulkhead
- Hill start assist
- Daytime running lights
- Remote control central deadlocking
- Keyless entry and start – standard on Automatic models
- Engine deadlock immobiliser
- Electronically protected audio equipment

# DYNAMIC



## L1 PANEL VAN ON-THE-ROAD PRICES

EURO 6D TEMP (6.2)	OTR RRP exc. VAT	Insurance Group
Diesel		
2000 1.5 (75PS) Turbo D	<b>£19,958.33</b>	29E
2300 1.5 (100PS) Turbo D	<b>£20,833.33</b>	30E

## L2 PANEL VAN ON-THE-ROAD PRICES

EURO 6D TEMP (6.2)		
Diesel		
2300 1.5 (100PS) Turbo D	<b>£22,033.33</b>	31E

Please note: On-the-road recommended retail prices (RRP) include number plates and delivery to Retailer of £583.33, 12 months' Vehicle Excise Duty and new vehicle first registration fee of £55.00. Excludes fuel and insurance.

## FEATURES

### Infotainment:

- AM/FM/DAB digital radio
- Bluetooth® audio streaming
- Bluetooth® mobile phone portal
- USB audio connection
- Four speakers
- Vauxhall Connect

### Interior convenience/styling:

- Steering column adjustable for reach and rake
- Full-width overhead storage shelf
- Air conditioning
- Driver's top-lidded glovebox
- Electronic cruise control
- Steering wheel mounted audio controls
- Six-way adjustable driver's seat with manual lumbar adjustment and armrest

### Exterior convenience/styling:

- Electrically adjustable/heated door mirrors
- Electrically operated front windows with one-touch facility
- Nearside sliding side-access door
- Twin solid rear doors
- Rear parking distance sensors
- Emergency tyre inflation kit
- Side-protection mouldings
- 15-inch steel wheels with centre caps (2000 models)
- 16-inch steel wheels with centre caps (2300 models)

### Safety/security:

- Driver's airbag
- Height-adjustable front lap and diagonal inertia-reel seatbelts
- Electronic stability programme with traction control
- Anti-lock braking system
- Full-height steel bulkhead
- Hill start assist
- Daytime running lights
- Remote control central deadlocking
- Keyless entry and start – standard on Automatic models
- Engine deadlock immobiliser
- Electronically protected audio equipment
- Remote control security alarm system

# SPORTIVE



## L1 PANEL VAN ON-THE-ROAD PRICES

EURO 6D TEMP (6.2)	OTR RRP exc. VAT	Insurance Group
Diesel		
2000 1.5 (75PS) Turbo D	<b>£21,033.33</b>	29E
2000 1.5 (100PS) Turbo D	<b>£21,558.33</b>	30E
2300 1.5 (100PS) Turbo D	<b>£21,908.33</b>	32E
2300 1.5 (130PS) Turbo D Start/Stop	<b>£22,558.33</b>	33E
2300 1.5 (130PS) Turbo D Start/Stop Automatic	<b>£23,948.33</b>	30E

## L2 PANEL VAN ON-THE-ROAD PRICES

EURO 6D TEMP (6.2)	OTR RRP exc. VAT	Insurance Group
Diesel		
2300 1.5 (100PS) Turbo D	<b>£23,108.33</b>	29E

Please note: On-the-road recommended retail prices (RRP) include number plates and delivery to Retailer of £583.33, 12 months' Vehicle Excise Duty and new vehicle first registration fee of £55.00. Excludes fuel and insurance.

## FEATURES

### Infotainment:

- Multimedia audio system
  - 8-inch colour touchscreen
  - AM/FM/DAB digital radio
  - Bluetooth® audio streaming
  - Bluetooth® mobile phone portal
  - USB audio connection
  - Four speakers
- Vauxhall Connect

### Interior convenience/styling:

- Air conditioning
- Driver's top-lidded glovebox
- Six-way adjustable driver's seat with manual lumbar adjustment and armrest
- Four-way adjustable front passenger's seat (Auto only)
- Dual front passengers' fixed bench seat (Manual only)
- Full-width overhead storage shelf
- Electronic cruise control
- Steering wheel mounted audio controls
- Steering column adjustable for reach and rake
- FlexCargo – Manual models only
  - Fold-flat centre seat backrest with table
  - Two-way foldable outer seat
  - Load-through bulkhead
  - Electric parking brake

### Exterior convenience/styling:

- Electrically adjustable/heated door mirrors
- Electrically operated front windows with one-touch facility
- Front fog lights
- Nearside sliding side-access door
- Rear parking distance sensors
- Body-colour front and rear bumpers
- Twin solid rear doors
- Metallic paint
- 16-inch steel wheels with full-diameter wheel trims
- Emergency tyre inflation kit

### Safety/security:

- Driver's airbag
- Height-adjustable front lap and diagonal inertia-reel seatbelts
- Electronic stability programme with traction control
- Anti-lock braking system
- Full-height steel bulkhead
- Hill start assist
- Daytime running lights
- Remote control central deadlocking
- Remote control security alarm system
- Keyless entry and start – standard on Automatic models
- Engine deadlock immobiliser
- Electronically protected audio equipment

# GRIFFIN



## L1 PANEL VAN ON-THE-ROAD PRICES

EURO 6D TEMP (6.2)	OTR RRP exc. VAT	Insurance Group
Diesel		
2000 1.5 (100PS) Turbo D	<b>£16,558.33</b>	29E

Please note: On-the-road recommended retail prices (RRP) include number plates and delivery to Retailer of £583.33, 12 months' Vehicle Excise Duty and new vehicle first registration fee of £55.00. Excludes fuel and insurance.

## FEATURES

### Infotainment:

- Multimedia audio system
  - 8-inch colour touchscreen
  - AM/FM/DAB digital radio
  - Bluetooth® audio streaming
  - Bluetooth® mobile phone portal
  - USB audio connection
  - Four speakers
- Vauxhall Connect

### Interior convenience/styling:

- 3.5-inch colour information display
- Automatic anti-dazzle rear-view mirror
- Rain-sensitive windscreen wipers
- Air conditioning
- Driver's top-lidded glovebox
- Six-way adjustable driver's seat with manual lumbar adjustment and armrest
- Dual front passengers' fixed bench seat
- Full-width overhead storage shelf
- Electronic cruise control
- Steering wheel mounted audio controls
- Steering column adjustable for reach and rake
- FlexCargo
  - Fold-flat centre seat backrest with table
  - Two-way foldable outer seat
  - Load-through bulkhead
  - Electric parking brake

### Exterior convenience/styling:

- Metallic paint
- 16-inch alloy wheels
- High beam assist
- Electrically adjustable/heated door mirrors
- Electrically operated front windows with one-touch facility
- Front fog lights
- Nearside sliding side-access door
- Rear parking distance sensors
- Body-colour front and rear bumpers
- Twin solid rear doors
- Emergency tyre inflation kit
- High beam assist

### Safety/security:

- Driver drowsiness indicator
- Driver's airbag
- Height-adjustable front lap and diagonal inertia-reel seatbelts
- Electronic stability programme with traction control
- Anti-lock braking system
- Full-height steel bulkhead
- Hill start assist
- Daytime running lights
- Remote control central deadlocking
- Remote control security alarm system
- Engine deadlock immobiliser
- Electronically protected audio equipment

# ELITE



## L1 PANEL VAN ON-THE-ROAD PRICES

EURO 6D TEMP (6.2)	OTR RRP exc. VAT	Insurance Group
Diesel		
2300 1.5 (130PS) Turbo D	<b>£24,208.33</b>	tba

## L2 PANEL VAN ON-THE-ROAD PRICES

EURO 6D TEMP (6.2)		
Diesel		
2300 1.5 (100PS) Turbo D	<b>£24,758.33</b>	32E

Please note: On-the-road recommended retail prices (RRP) include number plates and delivery to Retailer of £583.33, 12 months' Vehicle Excise Duty and new vehicle first registration fee of £55.00. Excludes fuel and insurance.

## FEATURES

### Infotainment:

- Multimedia Navi Pro
  - Fully integrated European sat nav system
  - 8-inch colour touchscreen
  - Voice control
  - AM/FM/DAB digital radio
  - Bluetooth® audio streaming
  - Bluetooth® mobile phone portal
  - USB audio connection
  - Second USB charging connection
  - Four speakers
- Vauxhall Connect

### Interior convenience/styling:

- 3.5-inch colour information display
- Automatic anti-dazzle rear-view mirror
- Rain-sensitive windscreen wipers
- Air conditioning
- Driver's top-lidded glovebox
- Six-way adjustable driver's seat with manual lumbar adjustment and armrest
- Full-width overhead storage shelf
- Electronic cruise control
- Steering wheel mounted audio controls
- Steering column adjustable for reach and rake
- Vinyl load floor covering
- Surround rear vision
- FlexCargo
  - Dual front passengers' fixed bench seat
  - Fold-flat centre seat backrest with table
  - Two-way foldable outer seat
  - Load-through bulkhead
  - Electric parking brake

### Exterior convenience/styling:

- High beam assist
- Electrically adjustable/heated door mirrors
- Electrically operated front windows with one-touch facility
- Nearside sliding side-access door
- Black door mirrors
- Body-colour door handles
- Body-colour sliding side-access door rail cover
- Body-colour front and rear bumpers
- Front fog lights
- Twin solid rear doors
- Metallic paint
- 16-inch alloy wheels
- Front and rear parking distance sensors
- Tyre pressure monitoring system

### Safety/security:

- Driver drowsiness indicator
- Driver's airbag
- Height-adjustable front lap and diagonal inertia-reel seatbelts
- Electronic stability programme with traction control
- Anti-lock braking system
- Daytime running lights
- Full-height steel bulkhead
- Hill start assist
- Remote control central deadlocking
- Remote control security alarm system
- Engine deadlock immobiliser
- Electronically protected audio equipment



# CREW VAN



## L2 CREW VAN EDITION ON-THE-ROAD PRICES

EURO 6D TEMP (6.2)	OTR RRP exc. VAT	Insurance Group
Diesel		
2300 1.5 (100PS) Turbo D	<b>£22,283.33</b>	30A

## L2 CREW VAN SPORTIVE ON-THE-ROAD PRICES

EURO 6D TEMP (6.2)		
Diesel		
2300 1.5 (100PS) Turbo D	<b>£23,848.33</b>	29E

Please note: On-the-road recommended retail prices (RRP) include number plates and delivery to Retailer of £583.33, 12 months' Vehicle Excise Duty and new vehicle first registration fee of £55.00. Excludes fuel and insurance.

The Combo Crew Van is classified as a Commercial Vehicle (Category N). It is not pre-approved for VAT reclaimable status and it is advisable that customers consult their local HMRC Office or visit [www.hmrc.gov.uk](http://www.hmrc.gov.uk) for further details

## FEATURES

### Infotainment:

- AM/FM/DAB digital radio
- Bluetooth® audio streaming
- Bluetooth® mobile phone portal
- USB audio connection
- Four speakers
- Vauxhall Connect

### Interior convenience/styling:

- Steering column adjustable for reach and rake
- Full-width overhead storage shelf
- Four-way adjustable driver's seat
- Four-way adjustable, folding front passenger's seat
- Three-seat second-row bench
- Vinyl load floor covering

### Exterior convenience/styling:

- Electrically adjustable/heated door mirrors
- Electrically operated front windows with one-touch facility
- Nearside and offside sliding side-access doors
- Twin solid rear doors
- Emergency tyre inflation kit
- Side-protection mouldings
- 16-inch steel wheels with centre caps

### Safety/security:

- Driver's airbag
- Driver and front passenger's side-impact airbags
- Height-adjustable front lap and diagonal inertia-reel seatbelts
- Rear lap and diagonal seatbelts
- Electronic stability programme with traction control
- Anti-lock braking system
- Two-position moveable ladder frame bulkhead
- Hill start assist
- Daytime running lights
- Remote control central deadlocking
- Engine deadlock immobiliser
- Electronically protected audio equipment

## SPORTIVE MODELS ADDITIONALLY FEATURE

### Infotainment:

- Multimedia audio system
- 8-inch colour touchscreen

### Security:

- Remote control security alarm system

### Interior convenience/styling:

- Steering wheel mounted audio controls
- Air conditioning
- Driver's top-lidded glovebox
- Height-adjustable driver's seat
- Manual lumbar adjustment
- Electronic cruise control

### Exterior convenience/styling:

- Rear parking distance sensors
- Body-colour front and rear bumpers
- Metallic paint
- 16-inch steel wheels with full-diameter wheel trims

# COMBO PANEL VAN PRICES/WEIGHTS

	Pack Code	Minimum Mass (kg)*	Maximum indicative payload (kg)*	Gross Vehicle Weights (GVW) (kg)	Plated weights (kg)		Towing weights (kg) Braked	Plated Gross Combination Weights (GCW) (kg)	Price (£) exc. VAT	On-the-road RRP (£) exc. VAT
					Front axle	Rear axle				
<b>L1 EDITION PANEL VAN EURO 6D TEMP (6.2)</b>										
2000 1.5 (75PS) Turbo D	DF05 HF5W	1320	660	1980	1110	1075	1100	3080	18,045.00	<b>18,958.33</b>
2000 1.5 (100PS) Turbo D	DF05 HH5W	1320	660	1980	1110	1075	1350	3330	18,570.00	<b>19,483.33</b>
2300 1.5 (100PS) Turbo D	DF05 HH5Z	1340	1000	2340	1200	1400	1000	3340	18,920.00	<b>19,833.33</b>
2300 1.5 (130PS) Turbo D S/S	DF05 HG6Z	1389	1001	2390	1200	1400	1200	3590	19,570.00	<b>20,483.33</b>
2300 1.5 (130PS) Turbo D S/S Automatic	DF05 HD8Z	1380	1000	2380	1200	1400	1000	3380	21,520.00	<b>22,433.33</b>
<b>L1 DYNAMIC PANEL VAN EURO 6D TEMP (6.2)</b>										
2000 1.5 (75PS) Turbo D	DF05 HF5Y	1320	660	1980	1110	1075	1100	3080	19,045.00	<b>19,958.33</b>
2300 1.5 (100PS) Turbo D	DF05 HH5Y	1340	1000	2340	1200	1400	1350	3340	19,920.00	<b>20,833.33</b>
<b>L1 SPORTIVE PANEL VAN EURO 6D TEMP (6.2)</b>										
2000 1.5 (75PS) Turbo D	DL05 HF5W	1320	680	2000	1110	1075	1100	3110	20,120.00	<b>21,033.33</b>
2000 1.5 (100PS) Turbo D	DL05 HH5W	1320	680	2000	1110	1075	1350	3350	20,645.00	<b>21,558.33</b>
2300 1.5 (100PS) Turbo D	DL05 HH5Z	1361	1009	2370	1200	1400	1000	3370	20,995.00	<b>21,908.33</b>
2300 1.5 (130PS) Turbo D S/S	DL05 HG6Z	1389	1001	2390	1200	1400	1000	3390	21,645.00	<b>22,558.33</b>
2300 1.5 (130PS) Turbo D S/S Automatic	DL05 HD8W	1380	1000	2380	1200	1400	1000	3380	23,035.00	<b>23,948.33</b>

S/S = Start/Stop.

Please note: On-the-road recommended retail prices (RRP) include number plates and delivery to Retailer of £583.33, 12 months' Vehicle Excise Duty and new vehicle first registration fee of £55.00. Excludes fuel and insurance.

Gross plated weights (including axle weights) quoted on the vehicle plate are to UK plated weight specification and must never be exceeded. Unbraked towing weight 600kg – all models.

\*Minimum Mass for standard vehicles include coolant, oil and 90% full fuel tank. They will vary according to the vehicle specification (including trim, options and accessories) with a corresponding variation in payload.

# COMBO PANEL VAN PRICES/WEIGHTS

	Pack Code	Minimum Mass (kg)*	Maximum indicative payload (kg)*	Gross Vehicle Weights (GVW) (kg)	Plated weights (kg)		Towing weights (kg) Braked	Plated Gross Combination Weights (GCW) (kg)	Price (£) exc. VAT	On-the-road RRP (£) exc. VAT
					Front axle	Rear axle				
<b>L1 GRIFFIN PANEL VAN EURO 6D TEMP (6.2)</b>										
2000 1.5 (100PS) Turbo D	DL05 HH5Y	1320	680	2000	1110	1075	1350	3350	15,645.00	<b>16,558.33</b>
<b>L1 ELITE PANEL VAN EURO 6D TEMP (6.2)</b>										
2300 1.5 (130PS) Turbo D S/S	DL05 HG6Y	1389	1001	2390	1200	1400	1000	3390	23,295.00	<b>24,208.33</b>
<b>L2 EDITION PANEL VAN EURO 6D TEMP (6.2)</b>										
2300 1.5 (100PS) Turbo D	DF05 HH51	1396	954	2350	1200	1400	1000	3350	20,120.00	<b>21,033.33</b>
2300 1.5 (130PS) Turbo D S/S Automatic	DF05 HD81	1430	940	2370	1200	1400	1000	3370	22,720.00	<b>23,633.33</b>
<b>L2 DYNAMIC PANEL VAN EURO 6D TEMP (6.2)</b>										
2300 1.5 (100PS) Turbo D	DF05 HH5X	1396	954	2350	1200	1400	1000	3350	21,120.00	<b>22,033.33</b>
<b>L2 SPORTIVE PANEL VAN EURO 6D TEMP (6.2)</b>										
2300 1.5 (100PS) Turbo D	DL05 HH51	1417	953	2370	1200	1400	1000	3370	22,195.00	<b>23,108.33</b>
<b>L2 ELITE PANEL VAN EURO 6D TEMP (6.2)</b>										
2300 1.5 (100PS) Turbo D	DL05 HH5X	1417	953	2370	1200	1400	1000	3370	23,845.00	<b>24,758.33</b>

S/S = Start/Stop.

Please note: On-the-road recommended retail prices (RRP) include number plates and delivery to Retailer of £583.33, 12 months' Vehicle Excise Duty and new vehicle first registration fee of £55.00. Excludes fuel and insurance.

Gross plated weights (including axle weights) quoted on the vehicle plate are to UK plated weight specification and must never be exceeded. Unbraked towing weight 600kg – all models.

\*Minimum Mass for standard vehicles include coolant, oil and 90% full fuel tank. They will vary according to the vehicle specification (including trim, options and accessories) with a corresponding variation in payload.

# COMBO CREW VAN PRICES/WEIGHTS

	Pack Code	Minimum Mass (kg)*	Maximum indicative payload (kg)*	Gross Vehicle Weights (GVW) (kg)	Plated weights (kg)		Towing weights (kg) Braked	Plated Gross Combination Weights (GCW) (kg)	Price (£) exc. VAT	On-the-road RRP (£) exc. VAT
					Front axle	Rear axle				
<b>L2 EDITION CREW VAN EURO 6D TEMP (6.2)</b>										
2300 1.5 (100PS) Turbo D	DMC5 HH51	1471	854	2325	1200	1400	1050	3375	21,370.00	<b>22,283.33</b>
<b>L2 SPORTIVE CREW VAN EURO 6D TEMP (6.2)</b>										
2300 1.5 (100PS) Turbo D	DMC5 HH5X	1471	854	2325	1200	1400	1050	3375	22,935.00	<b>23,848.33</b>

**Please note:** On-the-road recommended retail prices (RRP) include number plates and delivery to Retailer of £583.33, 12 months' Vehicle Excise Duty and new vehicle first registration fee of £55.00. Excludes fuel and insurance.

VAT reclaimable status requires a minimum 1-tonne payload for Crew Vans in accordance with HMRC guidance. Crew Vans with a payload of less than 1-tonne may be eligible for VAT reclaimable status, subject to further HMRC assessment. Customers are advised to consult their local HMRC office or visit <https://www.gov.uk/government/organisations/hm-revenue-customs> for further details in relation to VAT reclaimable status. Payload calculations should take into consideration local UK Specification and Trim Level. Ordered options may also impact payload.

Gross plated weights (including axle weights) quoted on the vehicle plate are to UK plated weight specification and must never be exceeded. Unbraked towing weight 600kg – all models.

\*Minimum Mass for standard vehicles include coolant, oil and 90% full fuel tank. They will vary according to the vehicle specification (including trim, options and accessories) with a corresponding variation in payload.

# COMBO 4X4 PRICES/WEIGHTS

	Pack Code	Minimum Mass (kg)*	Maximum indicative payload (kg)*	Gross Vehicle Weights (GVW) (kg)	Plated weights (kg)		Towing weights (kg) Braked	Plated Gross Combination Weights (GCW) (kg)	Price (£) exc. VAT	On-the-road RRP (£) exc. VAT
					Front axle	Rear axle				
<b>L1 EDITION PANEL VAN EURO 6D TEMP (6.2)</b>										
2300 1.5 (130PS) Turbo D S/S 4x4	DF05 HG6Y	1478	892	2370	1200	1400	1200	3500	35,725.00	<b>36,638.33</b>
<b>L2 EDITION PANEL VAN EURO 6D TEMP (6.2)</b>										
2300 1.5 (130PS) Turbo D S/S 4x4	DF05 HG6X	1532	848	2380	1200	1400	1200	3500	36,925.00	<b>37,838.33</b>

#### Combo 4x4

Combo 4x4 is an approved 3rd party conversion that is included in this guide for ease of ordering:

- Converter warranty is 3 years/60k miles and is equivalent to base vehicle
- Oil servicing transfer box/rear axle 16k miles or 2 years

#### For Aftersales/Warranty information

Contact: [assistance@dangel.com](mailto:assistance@dangel.com) or +33 3 89 38 98 89

#### The Dangel 4x4 system

The Dangel 4x4 system features 4x4 on demand via an On/Off mode selector (default on start-up is FWD). It adapts to varying roads and weather conditions and can easily change into two modes.

**ECO 2WD mode:** In this mode the 4x4 driveline is disengaged by a jaw clutch in the front transfer case. The vehicle works in FWD and this improves fuel economy and reduces tyre wear when 4x4 is not necessary.

**AUTO 4WD mode:** In conditions of normal surface grip, the vehicle works in standard FWD. If the front axle loses traction, the viscous-coupling unit transfers a part of the available torque to the rear axle. This intervention is automatic, smooth and only when necessary. The vehicle returns to FWD as soon as the front axle retains sufficient traction.

#### Advantages...

- 4X4 with viscous-coupling and ECO 2WD position
- Standard ground clearance 180mm (+90 mm with further increase available with 4x4 Plus Pack)
- Underbody protection for engine, gearbox and fuel tank
- Dangel 4x4 system adds just 110kg

S/S = Start/Stop.

**Please note:** On-the-road recommended retail prices (RRP) include number plates and delivery to Retailer of £583.33, 12 months' Vehicle Excise Duty and new vehicle first registration fee of £55.00. Excludes fuel and insurance.

Gross plated weights (including axle weights) quoted on the vehicle plate are to UK plated weight specification and must never be exceeded. Unbraked towing weight 600kg – all models.

\*Minimum Mass for standard vehicles include coolant, oil and 90% full fuel tank. They will vary according to the vehicle specification (including trim, options and accessories) with a corresponding variation in payload.

# COMBO FUEL ECONOMY/EMISSIONS

	NEDC mpg (litres/100km) <sup>#</sup>		WLTP Fuel economy mpg (litres/100km) <sup>##</sup>		CO <sub>2</sub> (g/km) <sup>##</sup>	
	Combined	CO <sub>2</sub> (g/km) <sup>#</sup>	Combined Low	Combined High	High	Low
<b>L1 EDITION PANEL VAN EURO 6D TEMP (6.2)</b>						
2000 1.5 (75PS) Turbo D	68.9 (4.1)	109	50.5 (5.6)	51.4 (5.5)	146	143
2000 1.5 (100PS) Turbo D	70.6 (4.0)	106	51.4 (5.5)	53.3 (5.3)	144	138
2300 1.5 (100PS) Turbo D	68.9 (4.1)	108	47.1 (6.0)	51.4 (5.5)	158	143
2300 1.5 (130PS) Turbo D S/S	62.8 (4.5)	117	51.4 (5.5)	47.9 (5.9)	155	145
2300 1.5 (130PS) Turbo D S/S Automatic	65.7 (4.3)	114	45.6 (6.2)	48.7 (5.8)	162	151
2300 1.5 (130PS) Turbo D S/S 4x4 (FWD default)	62.8 (4.5)	119	47.9 (5.9)	49.5 (5.7)	154	149
2300 1.5 (130PS) Turbo D S/S 4x4 (four-wheel drive mode)	51.7 (5.5)	144	-	41.3 (6.8)	179	-
<b>L1 DYNAMIC PANEL VAN EURO 6D TEMP (6.2)</b>						
2000 1.5 (75PS) Turbo D	68.9 (4.1)	111	50.5 (5.6)	51.4 (5.5)	146	144
2000 1.5 (100PS) Turbo D	70.6 (4.0)	106	51.4 (5.5)	53.3 (5.3)	144	139

S/S = Start/Stop.

For fuel economy and CO<sub>2</sub> two sets of data are provided. All engines are validated to emissions standard Euro 6D Temp (6.2) which uses the newer WLTP cycle. This cycle is intended to be a closer representation to economy achieved in the real world and is included for this transparency. NEDC figures are not from the older cycle but in fact are a derived back-correlation calculation from the WLTP test data. Some systems and protocols such as the 2020 CO<sub>2</sub> target will use this figure, and hence it is included for this, and also to enable comparison to outgoing models.

<sup>#</sup>Fuel consumption and CO<sub>2</sub> emission data are determined using the Worldwide harmonised Light vehicles Test Procedure (WLTP), and the relevant values are translated back to allow the comparability into NEDC, according to regulations R (EC) No. 715/2007, R (EU) No. 2017/1153 and R (EU) No. 2017/1151. The values do not take into account in particular use and driving conditions, equipment or options and may vary depending on the format of tyres. For more information on official fuel consumption and CO<sub>2</sub> emission values, please read the guidelines at <http://vanfueldata.dft.gov.uk/>

<sup>##</sup>Fuel consumption and CO<sub>2</sub> emission data are determined according to the WLTP test cycle. Full data relating to WLTP test cycles can be found at: [www.vauxhall.co.uk/wltp](http://www.vauxhall.co.uk/wltp)

# COMBO FUEL ECONOMY/EMISSIONS

	NEDC mpg (litres/100km) <sup>#</sup>		WLTP Fuel economy mpg (litres/100km) <sup>##</sup>		CO <sub>2</sub> (g/km) <sup>##</sup>	
	Combined	CO <sub>2</sub> (g/km) <sup>#</sup>	Combined Low	Combined High	High	Low
<b>L1 SPORTIVE PANEL VAN EURO 6D TEMP (6.2)</b>						
2000 1.5 (75PS) Turbo D	68.9 (4.1)	109	50.5 (5.6)	51.4 (5.5)	146	144
2000 1.5 (100PS) Turbo D	70.6 (4.0)	106	51.4 (5.5)	53.3 (5.3)	145	140
2000 1.5 (130PS) Turbo D S/S Automatic	65.7 (4.3)	114	48.7 (5.8)	49.5 (5.7)	153	148
2300 1.5 (100PS) Turbo D	68.9 (4.1)	108	49.5 (5.7)	51.4 (5.5)	150	145
2300 1.5 (130PS) Turbo D S/S	62.8 (4.5)	118	49.5 (5.7)	50.5 (5.6)	150	146
<b>L1 GRIFFIN PANEL VAN EURO 6D TEMP (6.2)</b>						
2000 1.5 (100PS) Turbo D	70.6 (4.0)	106	51.4 (5.5)	53.3 (5.3)	145	140
<b>L1 ELITE PANEL VAN EURO 6D TEMP (6.2)</b>						
2300 1.5 (130PS) Turbo D S/S	62.8 (4.5)	118	49.5 (5.7)	50.5 (5.6)	150	146

S/S = Start/Stop.

For fuel economy and CO<sub>2</sub> two sets of data are provided. All engines are validated to emissions standard Euro 6D Temp (6.2) which uses the newer WLTP cycle. This cycle is intended to be a closer representation to economy achieved in the real world and is included for this transparency. NEDC figures are not from the older cycle but in fact are a derived back-correlation calculation from the WLTP test data. Some systems and protocols such as the 2020 CO<sub>2</sub> target will use this figure, and hence it is included for this, and also to enable comparison to outgoing models.

<sup>#</sup>Fuel consumption and CO<sub>2</sub> emission data are determined using the Worldwide harmonised Light vehicles Test Procedure (WLTP), and the relevant values are translated back to allow the comparability into NEDC, according to regulations R (EC) No. 715/2007, R (EU) No. 2017/1153 and R (EU) No. 2017/1151. The values do not take into account in particular use and driving conditions, equipment or options and may vary depending on the format of tyres. For more information on official fuel consumption and CO<sub>2</sub> emission values, please read the guidelines at <http://vanfueldata.dft.gov.uk/>

<sup>##</sup>Fuel consumption and CO<sub>2</sub> emission data are determined according to the WLTP test cycle. Full data relating to WLTP test cycles can be found at: [www.vauxhall.co.uk/wltp](http://www.vauxhall.co.uk/wltp)

# COMBO FUEL ECONOMY/EMISSIONS

	NEDC mpg (litres/100km) <sup>#</sup>		WLTP Fuel economy mpg (litres/100km) <sup>##</sup>		CO <sub>2</sub> (g/km) <sup>##</sup>	
	Combined	CO <sub>2</sub> (g/km) <sup>#</sup>	Combined Low	Combined High	High	Low
<b>L2 EDITION PANEL VAN EURO 6D TEMP (6.2)</b>						
2300 1.5 (100PS) Turbo D	68.9 (4.1)	108	47.1 (6.0)	51.4 (5.5)	158	144
2300 1.5 (130PS) Turbo D S/S Automatic	65.7 (4.3)	114	45.6 (6.2)	48.7 (5.8)	162	151
2300 1.5 (130PS) Turbo D S/S 4x4 (FWD default)	62.8 (4.5)	119	47.9 (5.9)	49.5 (5.7)	155	150
2300 1.5 (130PS) Turbo D S/S 4x4 (four-wheel drive mode)	51.7 (5.5)	144	-	41.3 (6.8)	179	-
<b>L2 DYNAMIC PANEL VAN EURO 6D TEMP (6.2)</b>						
2300 1.5 (100PS) Turbo D	68.9 (4.1)	108	47.1 (6.0)	51.4 (5.5)	158	145
<b>L2 SPORTIVE PANEL VAN EURO 6D TEMP (6.2)</b>						
2300 1.5 (100PS) Turbo D	68.9 (4.1)	108	48.7 (5.8)	50.5 (5.6)	152	147
<b>L2 ELITE PANEL VAN EURO 6D TEMP (6.2)</b>						
2300 1.5 (100PS) Turbo D	68.9 (4.1)	108	48.7 (5.8)	50.5 (5.6)	152	148
<b>L2 EDITION CREW VAN EURO 6D TEMP (6.2)</b>						
2300 1.5 (100PS) Turbo D	67.3 (4.2)	111	49.5 (5.7)	50.5 (5.6)	150	148
<b>L2 SPORTIVE CREW VAN EURO 6D TEMP (6.2)</b>						
2300 1.5 (100PS) Turbo D	67.3 (4.2)	111	49.5 (5.7)	49.5 (5.7)	150	148

S/S = Start/Stop.

For fuel economy and CO<sub>2</sub> two sets of data are provided. All engines are validated to emissions standard Euro 6D Temp (6.2) which uses the newer WLTP cycle. This cycle is intended to be a closer representation to economy achieved in the real world and is included for this transparency. NEDC figures are not from the older cycle but in fact are a derived back-correlation calculation from the WLTP test data. Some systems and protocols such as the 2020 CO<sub>2</sub> target will use this figure, and hence it is included for this, and also to enable comparison to outgoing models.

<sup>#</sup>Fuel consumption and CO<sub>2</sub> emission data are determined using the Worldwide harmonised Light vehicles Test Procedure (WLTP), and the relevant values are translated back to allow the comparability into NEDC, according to regulations R (EC) No. 715/2007, R (EU) No. 2017/1153 and R (EU) No. 2017/1151. The values do not take into account in particular use and driving conditions, equipment or options and may vary depending on the format of tyres. For more information on official fuel consumption and CO<sub>2</sub> emission values, please read the guidelines at <http://vanfueldata.dft.gov.uk/>

<sup>##</sup>Fuel consumption and CO<sub>2</sub> emission data are determined according to the WLTP test cycle. Full data relating to WLTP test cycles can be found at: [www.vauxhall.co.uk/wltp](http://www.vauxhall.co.uk/wltp)



# FEATURES/OPTIONS

## DRIVER ASSISTANCE

	Option code	Edition	Dynamic	Sportive	Griffin	Elite	Price (£) exc. VAT	Price (£) inc. VAT
<b>Parking brake</b> • Floor-mounted handbrake lever – Sportive automatic models only.		●	●	●				
• Electronic parking brake – Standard on Sportive manual models only.				●	●	●		
<b>Adaptive Cruise Control with speed limiter and intelligent speed adaptation</b> – 1.5 (130PS) diesel manual models. Only available in conjunction with Safety Pack.	K38			○			250.00	300.00
<b>Parking sensors</b> • Rear parking distance sensors • Audible warning	UD7	○	●	●	●	●	200.00	240.00
• Front and rear parking distance sensors – Not available on Crew Van.	UD5		○	○		●	400.00	480.00
<b>Surround rear vision</b> – Only available in conjunction with front fog lights and front/rear parking distance sensors. Permanent display through digital rear-view mirror with three functions: • Side passenger view – Enables passenger side blind spot to be seen • Rear-view monitoring – Provides an image from the rear and effectively replaces rear-view mirror • Visual aid for reversing – Displays area to the rear of the vehicle when in reverse gear and indicates the width of the vehicle with the rear-view mirrors extended	UL3		○	○		●	500.00	600.00
<b>Rear-view camera for park assistance</b> Display appears in rear-view mirror with standard radio, or in multimedia display in combination with Multimedia system (iO5) or Multimedia Navi Pro system (iO6) – Only available with front fog lights and rear, or front/rear parking distance sensors. Not available on Crew Van	UVC	○	○	○			250.00	300.00

● = Standard equipment. ○ = Optional at extra cost.

# FEATURES/OPTIONS

## DRIVER ASSISTANCE CONTINUED

	Option code	Edition	Dynamic	Sportive	Griffin	Elite	Price (£) exc. VAT	Price (£) inc. VAT
<b>Head-up display</b> • Navigation directions • Speedometer • Rev counter • Set speed of cruise control and speed limiter • Forward collision alert	UV6			○		○	300.00	360.00
<b>Construction Pack with IntelliGrip</b> Improved protection and grip with engine sump guard/shield and Michelin Latitude Tour Mud and Snow tyres. IntelliGrip traction control is designed to increase grip in difficult conditions without the additional weight of a conventional four-wheel drive system. It's an innovative grip control system that provides improved traction on certain terrain and conditions through a combination of optimised torque distribution and limited wheel spin, managed through the electronic stability programme. • Underride protection • 215/65 R16 tyres • Increased chassis height (+30mm) • IntelliGrip: A choice of five selectable modes to suit the driving conditions: ESP on, ESP off, snow, mud, sand – Not available on 4x4 models.	HMG (includes PS4)	○	○				930.00	1,116.00

○ = Optional at extra cost.

# FEATURES/OPTIONS

## SAFETY

	Option code	Edition	Dynamic	Sportive	Griffin	Elite	Price (£) exc. VAT	Price (£) inc. VAT
<b>Driver/passenger airbags</b> • Driver's airbag		●	●	●	●	●		
• Driver and front passenger's airbag – Standard on Automatic models.	AK5	○	○	○		○	120.00	144.00
• Driver and front passenger's side-impact airbags – Standard on Crew Van models.	AJ7		○	○		○	490.00	588.00
• Driver and front passenger's side-impact and curtain airbags – Not available on Crew Van.	AKB		○	○		○	490.00	588.00
<b>Seatbelts</b> • Height-adjustable lap and diagonal inertia-reel front seatbelts • Three lap and diagonal inertia-reel rear seatbelts (Crew Van) • 'Seatbelt unfastened' audible warning and warning light (includes rear seat passengers on Crew Van) • Front body-lock diagonal seatbelt pretensioner system – Tightens the seatbelt during the early stages of a frontal impact. • Drivers and front passenger's lap belt pretensioner system • Front seatbelt force limiters – Reduces potential upper body injuries during a frontal impact.		●	●	●	●	●		
<b>Child safety</b> • Deactivation switch for front passenger's front and side-impact airbags (when specified) – Permits the safe use of a child seat in the front passenger seat.		□	□	□		□		
<b>Driver/passenger safety</b> • Energy-absorbing steering column • Side-impact protection beams • Reinforced passenger safety cell • Deformation zones front and rear		●	●	●	●	●		
<b>Braking and stability</b> • Electronic stability programme • Anti-lock braking system • Corner stability control • Traction control • Hill start assist • Engine drag torque control – Improves directional stability by preventing the driven wheels from locking on slippery surfaces under the influence of engine braking. • Emergency brake assist • Electronic brakeforce distribution		●	●	●	●	●		
<b>Tyre pressure</b> • Deflation detection system – Not available on 4x4.	UJO	○	○	○		●	185.00	222.00
<b>Overload indicator</b> Prevents risk of overloading. Avoids risk of a fine for exceeding the load limit. – Not available on 4x4 or Crew Van models.	J89	○	○	○		○	260.00	312.00

● = Standard equipment. ○ = Optional at extra cost. □ = Only available when passenger's airbag options are specified.

# FEATURES/OPTIONS

## SAFETY CONTINUED

	Option code	Edition	Dynamic	Sportive	Griffin	Elite	Price (£) exc. VAT	Price (£) inc. VAT
<b>Bulkhead</b> • Full-height steel bulkhead – Sportive and Elite models include load-through facility.		●	●	●	●	●		
• Full-height steel bulkhead with window – Panel Van.	AX9	○	○				175.00	210.00
• Two-position moveable ladder frame bulkhead – Crew Van.		●		●				
<b>Safety Pack</b> – Standard on Automatic models. Includes leather-covered steering wheel. Requires electronic cruise control or adaptive cruise control with speed limiter and intelligent speed adaptation. Not available on 4x4 models.								
<b>Front camera system</b> A range of class-leading driver assistance and safety features are controlled by the front camera system.								
<b>Lane keep assist with lane departure warning</b> If the driver has not actively steered or signalled, the lane departure warning system provides gentle steering correction and warns when the vehicle moves outside of lane markings at speeds above 40mph. • Warning light in instrument cluster • Audible warning • Facia on/off switch								
<b>Speed sign recognition</b> Detects and then displays speed limits, reducing uncertainty and the risk of speeding.	B26	○	○	○		○	805.00	966.00
<b>Driver drowsiness system</b> The system monitors driving time and driving behaviour to help prevent accidents caused by tiredness.								
<b>Forward collision alert</b> The system operates Automatically from 3mph and gives an audible warning as well as a visual warning when approaching another vehicle too quickly.								
<b>Automatic emergency braking with pedestrian detection</b> The system works Automatically in conjunction with forward collision alert, at speeds between 3mph and 70mph, and detects both vehicles and pedestrians. If no avoiding action is taken by the driver, at speeds below 19mph the system Automatically slows the vehicle to a full stop with emergency braking of 0.9g. At speeds from 19mph to 70mph it brakes Automatically to reduce speed by a maximum of 30mph – to reduce speed even further the driver must brake him/herself. The operational speed range of the system depends on the detected obstacle (mobile target: from 3 to 53mph; fixed target: from 3 to 70mph; pedestrian: from 3 to 37mph). Vauxhall driver assistance systems are intended to support the driver within the system-imminent limitations. The driver remains responsible for the driving task.								

● = Standard equipment. ○ = Optional at extra cost.

# FEATURES/OPTIONS

## SECURITY

	Option code	Edition	Dynamic	Sportive	Griffin	Elite	Price (£) exc. VAT	Price (£) inc. VAT
<b>Standard security features</b> <ul style="list-style-type: none"> <li>• Electronically protected audio equipment</li> <li>• Engine deadlock immobiliser</li> <li>• Visible Vehicle Identification Number (VIN)</li> <li>• Locking wheel bolts for alloy wheels (where fitted)</li> </ul>		●	●	●	●	●		
<b>Remote control central locking</b> <ul style="list-style-type: none"> <li>• Operates on all doors and fuel filler flap</li> <li>• Deadlocking</li> <li>• Driver's internal central locking activation switch</li> <li>• Two folding keys, each with integral remote control function</li> </ul>		●	●	●	●	●		
<b>Remote control security alarm system</b> <ul style="list-style-type: none"> <li>• Remote control – Operates in conjunction with central locking.</li> <li>• Bonnet protection – Prevents access to the engine bay.</li> <li>• Visible security LED on fascia</li> <li>• Load area protection – Monitors the load compartment preventing access.</li> <li>• Door protection – Monitors the position of all doors.</li> <li>• Ultrasonic intrusion sensor</li> <li>• Power alarm sounder</li> <li>• Vehicle theft attempt and diagnostic indication – Shows in the display any attempt to enter or steal the vehicle during driver absence.</li> </ul>	PS6	○	●	●	●	●	150.00	180.00

● = Standard equipment. ○ = Optional at extra cost.

# FEATURES/OPTIONS

## DRIVER INFORMATION

	Option code	Edition	Dynamic	Sportive	Griffin	Elite	Price (£) exc. VAT	Price (£) inc. VAT
<b>Instrumentation</b> <ul style="list-style-type: none"> <li>• Speedometer • Rev counter</li> <li>• Fuel gauge with low fuel level warning light</li> <li>• Water temperature gauge with warning light</li> <li>• Shift-up indication light (manual models only) – Indicates when to change gear for optimum fuel economy.</li> </ul>		●	●	●	●	●		
<b>Driver information display</b> Centrally located in instrument cluster. <ul style="list-style-type: none"> <li>• Displays trip computer data • Total mileage • Service-due indicator</li> </ul>		●	●	●	●	●		
<b>Multi-function trip computer</b> Displayed on driver information display. <ul style="list-style-type: none"> <li>• Trip mileage • Vehicle range based on remaining fuel</li> <li>• Average speed • Average fuel economy</li> <li>• Instantaneous fuel economy</li> </ul>		●	●	●	●	●		
<b>Central facia display</b> Format dependent on infotainment unit. <ul style="list-style-type: none"> <li>• Audio information • Digital clock with Automatic RDS time adjustment</li> <li>• Outside air temperature with ice warning function</li> <li>• Additional features dependent on infotainment unit – See infotainment for details.</li> </ul>		●	●	●	●	●		

● = Standard equipment.

# FEATURES/OPTIONS

## SEATING AND COMFORT

	Option code	Edition	Dynamic	Sportive	Griffin	Elite	Price (£) exc. VAT	Price (£) inc. VAT
<b>Adjustable steering column</b> • Reach and rake-adjustable steering column		●	●	●	●	●		
<b>Driver's seat</b> 4-way adjustable. • Reach • Backrest recline		●						
<b>Driver's seat</b> 6-way adjustable. • Height • Reach • Manual lumbar adjustment • Armrest	A2V	○	●	●	●	●	125.00	150.00
<b>Front passenger's seat</b> • Fixed • Underseat storage		●	●					
<b>Front passenger's seat</b> – Sportive automatic models only. 4-way adjustable. • Reach • Backrest recline • Manual lumbar adjustment				●				
<b>Front passenger's seat</b> – Sportive manual models only. • Dual front passengers' fixed bench seat • Fold-flat centre seat backrest with table • Two-way foldable outer seat				●	●	●		
<b>Front passenger's seat</b> – Crew Van models. 4-way adjustable and foldable. • Reach • Backrest recline • Armrest		●		●				
<b>Second-row</b> – Crew Van models. • Three-person layout • 60/40 split-folding rear seat • Fold and tumble facility • Height-adjustable and removable head restraints		●		●				
<b>Seat trim</b> • Mistral Grey with Curitiba fabric seat trim inserts		●	●	●	●	●		

● = Standard equipment. ○ = Optional at extra cost.

# FEATURES/OPTIONS

## SEATING AND COMFORT CONTINUED

	Option code	Edition	Dynamic	Sportive	Griffin	Elite	Price (£) exc. VAT	Price (£) inc. VAT
<b>FlexCargo Pack</b> <hr/> Panel Van. • Dual front passengers' fixed bench seat • Fold-flat centre seat backrest with integrated table • Two-way foldable outer seat • Load-through bulkhead • Electric parking brake • 'Seatbelt unfastened' audible warning and warning light – Manual models only. Includes 6-way adjustable driver's seat on Edition models.	AYW	○	○	●	●	●	612.00	735.00
<b>FlexCargo Glazed Pack</b> <hr/> Panel Van. • Dual front passengers' fixed bench seat • Fold-flat centre seat backrest with integrated table • Two-way foldable outer seat • Load-through glazed bulkhead • Electric parking brake • 'Seatbelt unfastened' audible warning and warning light – Manual models only. Available only when glazed rear door option is specified. Includes 6-way adjustable driver's seat on Edition models.	AYV	○	○	○		○	690.00	828.00
							80.00	96.00

● = Standard equipment. ○ = Optional at extra cost.



# FEATURES/OPTIONS

## HEATING AND VENTILATION

	Option code	Edition	Dynamic	Sportive	Griffin	Elite	Price (£) exc. VAT	Price (£) inc. VAT
<b>Cab heating</b> <ul style="list-style-type: none"> <li>• Six-speed fan • Illuminated controls • Four adjustable facia vents</li> <li>• Windscreen demist vents • Side window demist vents</li> </ul>		●	●	●	●	●		
<b>Air conditioning</b> <ul style="list-style-type: none"> <li>• Air recirculation facility</li> <li>• Cabin particulate filter – Removes dust, airborne particles and pollen.</li> </ul>	C60	○	●	●	●	●	600.00	720.00
<b>Electronic climate control including air conditioning</b> <ul style="list-style-type: none"> <li>• Dual-zone control – allowing different temperature settings for driver and front passenger.</li> <li>• Advanced predictive logic control system using sun sensors</li> <li>• Partial air recirculation – faster warm up/cool down.</li> <li>• Cabin particulate filter – removes dust, airborne particles and pollen.</li> <li>• Automatic air direction and fan speed with manual override • LCD temperature display</li> <li>• Illuminated controls</li> <li>– Only available when the Sight and Light Pack is specified.</li> </ul>	CJ2					○	200.00	240.00

## INTERIOR CONVENIENCE AND STORAGE

<b>Mirrors</b> <ul style="list-style-type: none"> <li>• Dipping rear-view mirror – When glazed bulkhead and rear doors are specified.</li> <li>• Driver's and front passenger's sunvisors • Vanity mirror on rear of driver's sunvisor</li> </ul>		●	●	●	●	●		
<b>Front compartments</b> <ul style="list-style-type: none"> <li>• Two facia-mounted drinks holders</li> <li>• Two drinks holders in centre console</li> <li>• Large open storage pocket behind infotainment screen</li> <li>• Small open storage compartment behind gear lever</li> <li>• Two large and two small open door pockets</li> <li>• Open storage compartment below glovebox</li> <li>• Full-width overhead storage shelf with ambient lighting</li> </ul>		●	●	●	●	●		

● = Standard equipment. ○ = Optional at extra cost.

# FEATURES/OPTIONS

## LOAD AREA

	Option code	Edition	Dynamic	Sportive	Griffin	Elite	Price (£) exc. VAT	Price (£) inc. VAT
<b>Load floor covering</b> – Panel Van only. • Plywood load floor covering	CRJ	○	○	○		○	180.00	216.00
• Vinyl load floor covering – Standard on Crew Van models.	CRK	○	○	○		●	60.00	72.00
<b>Illuminated load area</b>		●	●	●	●	●		
<b>Fixed floor-mounted load restraint lashing eyes</b> – Six.		●	●	●	●	●		
<b>LED illuminated load area</b> – Panel Van only.	8G8	○	○	○		○	200.00	240.00
<b>Side access</b> – Unglazed. • Nearside sliding side-access door – L1 models.		●	●	●	●	●		
• Nearside and offside sliding side-access doors – Standard on L2 and Crew Van models.	CVM	○	○	○		○	220.00	264.00
<b>Side access</b> – Glazed. Panel Van only. • Fixed window in nearside sliding side-access door • Fixed window in opposite panel – L1 models.	BSB	○	○	○		○	320.00	384.00
<b>Side access</b> – Glazed. Panel Van only. • Offside sliding side-access door • Fixed window in nearside sliding side-access door • Fixed window in offside sliding side-access door – L1 models.	BSA	○	○	○		○	540.00	648.00
<b>Side access</b> – Glazed. Panel Van only. • Fixed window in nearside sliding side-access door • Fixed window in offside sliding side-access door – L2 models.	BSB	○	○	○		○	320.00	384.00
<b>Rear access</b> – Unglazed. • Twin solid rear doors		●	●	●	●	●		
<b>Rear access</b> – Glazed. • Twin glazed rear doors – Only available with glazed bulkhead options.	J1X	○	○	○		○	160.00	192.00

● = Standard equipment. ○ = Optional at extra cost.

# FEATURES/OPTIONS

## INFOTAINMENT

	Option code	Edition	Dynamic	Sportive	Griffin	Elite	Price (£) exc. VAT	Price (£) inc. VAT
<b>Radio</b> <b>Onboard features:</b> • AM/FM stereo radio • DAB Digital radio • RDS with Traffic Programme • 20 watts per channel output • Four speakers <b>Media connections:</b> • USB connection with iPod control • Bluetooth® A2DP audio streaming (Advanced Audio Distribution Profile) <b>Mobile phone portal:</b> • Bluetooth® connectivity • Handsfree calls via steering wheel controls • Vehicle microphone		●	●					
<b>Multimedia</b> <b>Onboard features:</b> • 8-inch colour touchscreen • AM/FM stereo radio with 25 station presets • DAB Digital radio • RDS with Traffic Programme • 20 watts per channel output • Four speakers <b>Media connections:</b> • USB connection with iPod control • Bluetooth® A2DP audio streaming (Advanced Audio Distribution Profile) <b>Mobile phone portal:</b> • Bluetooth® connectivity • Handsfree calls via steering wheel controls • Vehicle microphone • Phone book access – Contacts/last calls/missed calls etc. are mirrored on the display and are easily navigated using the touchscreen (features dependent on mobile phone). <b>Smartphone interface:</b> • Apple CarPlay • Android Auto™ – Smartphone projection that allows operations via voice command, touchscreen and buttons to control apps and music playback.	i05	○	○	●	●		400.00	480.00

● = Standard equipment. ○ = Optional at extra cost.

# FEATURES/OPTIONS

## INFOTAINMENT CONTINUED

	Option code	Edition	Dynamic	Sportive	Griffin	Elite	Price (£) exc. VAT	Price (£) inc. VAT
<p><b>Multimedia Navi Pro</b> – Requires electronic cruise control or adaptive cruise control with speed limiter and intelligent speed adaptation.</p> <p><b>Onboard features:</b></p> <ul style="list-style-type: none"> <li>• 8-inch colour touchscreen</li> <li>• AM/FM stereo radio with 25 station presets</li> <li>• DAB Digital radio</li> <li>• RDS with Traffic Programme</li> <li>• 20 watts per channel output</li> <li>• Four speakers</li> </ul> <p><b>Navigation features:</b></p> <ul style="list-style-type: none"> <li>• Satellite navigation system</li> <li>• 3D street level mapping</li> <li>• European coverage</li> <li>• Structured or one-box destination entry</li> <li>• Points-of-interest search</li> <li>• Eco routing</li> <li>• Map updates via USB</li> </ul> <p><b>Media connections:</b></p> <ul style="list-style-type: none"> <li>• USB connection with iPod control</li> <li>• Bluetooth® A2DP audio streaming (Advanced Audio Distribution Profile)</li> </ul> <p><b>Mobile phone portal:</b></p> <ul style="list-style-type: none"> <li>• Bluetooth® connectivity</li> <li>• Handsfree calls via steering wheel controls</li> <li>• Vehicle microphone</li> <li>• Phone book access – Contacts/last calls/missed calls etc. are mirrored on the display and are easily navigated using the touchscreen (features dependent on mobile phone).</li> </ul> <p><b>Smartphone interface:</b></p> <ul style="list-style-type: none"> <li>• Apple CarPlay</li> <li>• Android Auto™ – Smartphone projection that allows operations via voice command, touchscreen and buttons to control apps and music playback.</li> </ul>	IO6	○	○	○		●	550.00	660.00
							150.00	180.00
<p><b>Steering wheel mounted audio controls</b></p> <p>– Standard on Automatic Edition models.</p>			●	●	●	●		
<p><b>12-volt electrical accessory socket</b> – Centre console.</p>		●	●	●	●	●		
<p><b>230-volt electrical accessory socket</b></p>	KI5			○		○	100.00	120.00
<p><b>Vauxhall Connect</b></p>		●	●	●	●	●		

● = Standard equipment. ○ = Optional at extra cost.




# FEATURES/OPTIONS

## EXTERIOR STYLING AND CONVENIENCE

	Option code	Edition	Dynamic	Sportive	Griffin	Elite	Price (£) exc. VAT	Price (£) inc. VAT
<b>Body styling</b> • Nearside sliding side-access door • Twin solid rear doors • Side-protection mouldings		●	●	●	●	●		
• Body-colour front and rear bumpers				●	●	●		
• Body-colour door handles • Body-colour sliding side-access door rail cover						●		
<b>Windscreen/windows</b> • Solar heat-absorbing windscreen • Two-speed windscreen wipers with variable intermittent wipe • Electrically operated front windows with safety autoreverse and one-touch facility • Tinted windows		●	●	●	●	●		
<b>Door mirrors</b> • Twin electrically adjustable/heated door mirrors • Manually folding door mirrors		●	●	●	●	●		
<b>Front fog lights</b>	T3U	○	○	●	●	●	125.00	150.00
<b>Tow bar</b> – Not available on 4x4 models.	VTO	○	○	○		○	210.00	252.00
<b>Roof rails</b>	E2R			○		○	125.00	150.00
<b>4x4 Plus Pack (4x4 models only)</b> • Rear differential locking • Increased ride height +20 mm (Indicative 205mm ground clearance) • Tyres – Mud & Snow (3PMSF) 215/65 R 16.	XZSW	○					3,800.00	4,560.00

● = Standard equipment. ○ = Optional at extra cost.




# EXTERIOR COLOURS

						Edition	Dynamic	Sportive	Griffin	Elite	Price (£) exc. VAT	Price (£) inc. VAT
Solid		White Jade (G20)				●	●	●	●	●		
			Moonstone Grey metallic (G40)		Quartz Silver metallic (G4I)			○	○	N/C	N/C	N/C
	Pearl Black metallic (G70)											

The colours reproduced may vary slightly from the actual paint colour. As a result they should be used as a guide only. Your Vauxhall Retailer has a comprehensive display of our paint samples.


● = Standard equipment. ○ = Optional at extra cost. N/C = No-cost option.

# COMBO WHEELS AND TYRES

	Option code	Edition	Dynamic	Sportive	Griffin	Elite	Price (£) exc. VAT	Price (£) inc. VAT
15-inch steel spare wheel • 185/65 R 15 tyres • In lieu of emergency tyre inflation kit	RU3	N/C	N/C				No-cost option	
16-inch steel spare wheel • 205/60 R 16 tyres • In lieu of emergency tyre inflation kit	RU9	N/C	N/C	N/C	N/C	N/C	No-cost option	
 <p><b>15-inch steel wheels with centre caps (2000 models)</b> • 185/65 R 15 tyres • Emergency tyre inflation kit (in lieu of spare wheel)</p> <p><b>16-inch steel wheels with centre caps (2300 models)</b> • 205/60 R 16 tyres • Emergency tyre inflation kit (in lieu of spare wheel)</p>		●	●					
 <p><b>16-inch steel wheels with full-diameter wheel trims (2300 models)</b> • 205/60 R 16 tyres • Emergency tyre inflation kit (in lieu of spare wheel)</p>				●				
 <p><b>16-inch alloy wheels</b> • 205/60 R 16 tyres • Emergency tyre inflation kit (in lieu of spare wheel)</p>					●	●		

● = Standard equipment. N/C = No-cost option.

# COMBO 4X4 WHEELS AND TYRES

	Option code	Edition	Price (£) exc. VAT	Price (£) inc. VAT
 <p><b>16-inch steel wheels with centre caps</b> • 215/65 R 16 worksite tyres • Emergency tyre inflation kit (in lieu of spare wheel)</p>		●		

● = Standard equipment.



# SPECIFICATIONS

---

## Transmission

- Front-wheel drive
- Five-speed manual gearbox 1.5 (75/100PS) Turbo D models
- Six-speed manual gearbox – 1.5 (130PS) Turbo D models
- Eight-speed Automatic transmission – available on 1.5 (130PS) Turbo D models

Replacing the traditional lever, the Automatic transmission selection-mode dial/drive wheel is an innovative solution that is both elegant and intuitive. By simply twisting the dial, the following modes can be selected:

- Park, for when the vehicle is stationary and the wheels are locked
- Drive, for Automatic forward motion
- Neutral, for when the vehicle is stationary, wheels are free
- Reverse, for Automatic backward motion

For an extra experience of dynamism, the shift paddles for Automatic transmissions are located behind the steering wheel, offering drivers an extra level of control that is highly ergonomic and intuitive. The shift paddles function in the following way:

- To go up a gear, the driver must pull the right lever towards themselves
- To go down a gear, the driver must pull the left lever towards themselves\*

## Steering

- Speed-sensitive electric power-assisted system
- Turning circle (kerb-to-kerb) – 11.0m (36 ft) L1 models, 11.8m (38.7 ft) L2 models

## Suspension

**Front:** Independent. MacPherson struts with gas-pressure dampers and linear-rate coil springs. Anti-roll bar

**Rear:** Torsion beam with gas-pressure dampers and constant-rate coil springs (variable-rate on 2300 models)

## Fuel Tank Capacity

- 50 litres (10.9 gallons)

## AdBlue® Tank Capacity

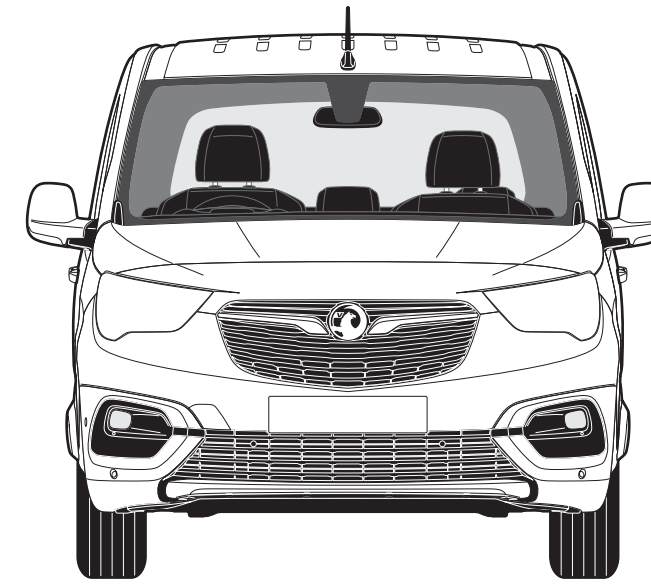
- 17 Litres (3.7 gallons)

# DIESEL ENGINES


Engine	1.5 (75PS) Turbo D BlueInjection	1.5 (100PS) Turbo D BlueInjection	1.5 (130PS) Turbo D Start/Stop BlueInjection
Capacity	1499cc	1499cc	1499cc
Maximum power	75PS (55kW) @ 3500rpm	100PS (75kW) @ 3500rpm	130PS (96kW) @ 3750rpm
Maximum torque	230Nm (170 lb.ft.) @ 1750rpm	250Nm (184 lb.ft.) @ 1750rpm	300Nm (221 lb.ft.) @ 1750rpm
Configuration	4 cylinders, 4 valves per cylinder, double overhead camshafts	4 cylinders, 4 valves per cylinder, double overhead camshafts	4 cylinders, 4 valves per cylinder, double overhead camshafts
Fuel/induction system	Turbocharger with intercooler. Common rail fuel injection	Variable-nozzle turbocharger with electric switching. Common rail direct injection	Variable-nozzle turbocharger with electric switching. Common rail direct injection
Emission compliance	Euro 6d-TEMP with Diesel Particulate Filter	Euro 6d-TEMP with Diesel Particulate Filter	Euro 6d-TEMP with Diesel Particulate Filter
Service interval	25,000 miles or 2 years (whichever occurs sooner)	25,000 miles or 2 years (whichever occurs sooner)	25,000 miles or 2 years (whichever occurs sooner)

# DIMENSIONS AND CAPACITIES

Loadspace Dimensions	Panel Van		Crew Van
	L1	L2	L2
Load length	1527 (60.1) – 1817 (71.5)	1877 (73.9) – 2167 (85.3)	1051 (41.4) – 2110 (83.1)
Load length – With ‘load through’	3090 (121.7)	3440 (135.4)	3050 (120.1)
Maximum load height	1236 (48.7)	1243 (48.9)	1243 (48.9)
Load width – With nearside side-access door	1630 (64.2)	-	-
Load width – With nearside and offside side-access doors	1527 (60.1)	1527 (60.1)	1527 (60.1)
Maximum width between wheel arches	1229 (48.4)	1229 (48.4)	1229 (48.4)
Loading height	548 (21.6) – 610 (24.0)	548 (21.6) – 610 (24.0)	620 (24.4)
Maximum rear door aperture width	1241 (48.9)	1241 (48.9)	1241 (48.9)
Maximum rear door aperture height	1196 (47.1)	1196 (47.1)	1196 (47.1)
Maximum side-access aperture width	675 (26.6)	675 (26.6)	759 (29.9)
Maximum side-access aperture height	1072 (42.2)	1072 (42.2)	1072 (42.2)
<b>Loadspace Volumes</b> cu.m (cu.ft.)			
Panel Van	3.3 (116.5)	3.9 (137.7)	-
Panel Van – With ‘load through’	3.8 (134.2)	4.4 (155.4)	-
Crew Van – With seats folded	-	-	4.0 (141.2)
Crew Van – With seats up (to top of seats)	-	-	1.8 (63.6)
Crew Van – With seats up (to roof)	-	-	3.5 (123.6)




1848 (72.7) excluding door mirrors  
2107 (83.0) including door mirrors



1848 (72.7) excluding door mirrors  
2107 (83.0) including door mirrors


1796-1860 (70.7-73.2)



892 (35.1) 2785 (109.6) 726 (28.6)  
4403 (173.3)

L1

1812-1860 (71.3-73.2)



892 (35.1) 2975 (117.1) 886 (34.9)  
4753 (187.1)

L2

# ACCESSORIES

<b>SAFETY</b>	Total (exc. VAT)
Safety kit (first aid kit, hi-vis vest and warning triangle)	£13
Warning triangle	£8
First aid kit	£13
Hi-vis safety vest	
– Adult	£4
– Child 3-6 years (42cm)	£3
– Child 7-12 years (52cm)	£3
Emergency seat belt cutter and hammer	£16
Philips ADR620 dash cam	£91
Front parking sensors	£395
Rear parking sensors	£379
Alarm system	£381
Reinforced lock – Rear doors <sup>1</sup>	£233
Reinforced 3-point lock – Rear doors <sup>1</sup>	£630
Reinforced lock kit – Rear doors and 1 side sliding door <sup>1</sup>	£386
Reinforced lock kit – Rear doors and 2 side sliding doors <sup>1</sup>	£1,232
Fire extinguisher with strap – 1kg	£19
Fire extinguisher with strap – 2kg	£27
Spare bulb kit	£59

<b>PROTECTION</b>	Total exc. VAT)
Carpet mat set (front)	£47
Rubber mat set (front)	£44
Splash guards (rear)	£81
Rear window grilles (set of two)	£153
Wooden floor protection	
– L1	£177
Wooden side panel/wheel arch protection	
– L1	£304
Wooden floor protection	
– L2	£212
Wooden side panel/wheel arch protection	
– L2	£321
Premium wooden floor protection	
– L1	£235
Premium wooden side panel/wheel arch protection	
– L1	£333
Premium wooden floor protection	
– L2	£258
Premium wooden side panel/wheel arch protection	
– L2	£373
Polypro floor protection	
– L1	£257
Polypro side panel/wheel arch protection	
– L1	£338
Polypro floor protection	
– L2	£303
Polypro side panel/wheel arch protection	
– L2	£350

<b>COMFORT</b>	Total (exc. VAT)
Smokers Pack	£17
Cupholder organisers	£7-£8
Fragrance diffuser	£20
Fragrance cartridge (various)	£15
<b>TRANSPORT SOLUTIONS</b>	
Roof base carrier <sup>1,2</sup> (set of 2 bars) for vehicles without roof rails	£150
Additional roof base carrier (1 bar) for vehicles without roof rails	£88
Roof base carrier <sup>2</sup> (set of 2 bars) for vehicles with roof rails	£183
Aluminium roof rack (without roof rails)	
– L1	£668
– L2	£738
Steel roof rack (without roof rails)	
– L1	£560
– L2	£640
Thule ladder tilt 311	£511
Thule ladder holder 330	£119
Thule ladder roller 335	£55
Thule front load stop system (side profiles)	£130
Thule front load stop system 321 (front)	£83
Thule ratchet tie down strap	£14
Thule fold down load stop 315	£52
Thule square bar adapter	£18

**Please note:** Prices shown are fully fitted and painted, where applicable and exclude VAT. Please check with your local Vauxhall Retailer for details. It is advisable to ensure your insurance policy is adequate to cover additional fitted accessories. Prices correct at time of publication.

<sup>1</sup>Not available on L2 Crew Van. <sup>2</sup>A dedicated T-Track adapter (Thule 697-4 or Thule 697-6) is required for the installation of specific roof boxes.

# GLOSSARY OF TERMS

## Plated weight

The maximum weight to which a vehicle or an axle may be loaded, determined either by the design of the components or by legislation. All commercial vehicles must carry a manufacturer's 'plate' showing the vehicle and axle gross 'plated weights'. It is an offence to drive a vehicle in a condition where any of these weights are exceeded.

## Minimum Mass

Minimum Mass ('Mass in running order' on Certificate of Conformity and 'Mass in Service' on V5C form) is defined according to European Type Approval and include all fluids, tools and 90% fuel load. It is minimum mass for this variant and does not consider local specification/trim or deletable options (specific to Movano). Weights are also subject to manufacturing tolerances (EU Legislation allows 5% tolerance).

## Gross Vehicle Weight (GVW)

The total permissible weight of a vehicle including payload and passengers, as shown on the manufacturer's plate.

## Gross Combination Weight (GCW)

The maximum permissible weight of a vehicle, including payload and passengers, combined with the total weight of any trailer it is towing. The maximum GCW weight limit is quoted on the vehicle plate and must not be exceeded.

## Payload

The total permissible weight that can be carried without exceeding the vehicle's plated weight. Payload do not include driver but do take into consideration specification/trim level:

Weights are also subject to manufacturing tolerances (EU Legislation allows 5% tolerance). Payload does not consider any additional options that a customer may order.

## Roof loads

- Combo roof load should not exceed 100kg including the weight of the roof rack/carrier
- Vivaro roof load should not exceed 170kg including the weight of the roof rack/carrier
- Movano roof load should not exceed 200kg (150kg on H1 models) including the weight of the roof rack/carrier. H3 are not permitted to carry roof loads

## Maximum towing weight

The maximum weight of any trailer and its load which may be towed within the limit of the vehicle's plated Gross Combination Weight (GCW). It is based on the ability of the vehicle – at full GCW – to restart on a 12% gradient, which is approximately 1 in 8.3, at sea level. At altitudes above 1500 metres, the engine output may drop with a corresponding reduction in towing capability. It is the operator's responsibility to ensure that the trailer noseweight does not cause the rear axle plated weight of the towing vehicle to be exceeded.

**Always fit Vauxhall towing attachments and accessories available from your Vauxhall Commercial Vehicle Retailer. They are designed specifically for Vauxhall models and carry a 12-month warranty.**

## Light Duty and Heavy Duty cycles

For a Light Duty cycle (EC regulation 715/2007 with designation 'Euro 6') the emissions of the whole vehicle are evaluated whereas for Heavy Duty cycle (EC regulation 595/2009 with designation 'Euro VI') only the engine is bench tested. The requirement of which cycle is necessary is determined by the reference mass of the vehicle. In the case of Movano, reference mass calculations dictate that:

- N1 FWD and M1 FWD are approved as Light Duty
- N1 RWD, N2 RWD and M2 FWD are approved as Heavy Duty

## Conversions

With Vivaro a new conversion portal is introduced. This significantly improves the transparency and response of all communication with body-builders, and converters:

[www.converters-and-groupe-psa.com](http://www.converters-and-groupe-psa.com)

This website contains complete technical guidelines necessary to convert Vauxhall commercial vehicles – Combo (K9), Vivaro (K0) and Movano (X62). All vital and fundamental information is now located in one place:

- Conversion Guidelines
- Technical Data
- 3D CAD (coming)
- WLTP guidance
- Body shell ordering

Additionally there is a new Q&A service for technical questions, and the new conversion approval process will also be managed through this portal.

Any converter of Vauxhall product should create an account on this portal including those using IVA as approval process. In fact WLTP will make this necessary.

## Commercial Vehicle Categories

**Differences between M1/N1 and M2/N2 (Vehicles with GVW above 3500kg)**

**Category M: Passenger carriers**

**Category M1:** Vehicles designed and constructed for the carriage of passengers and comprising no more than eight seats in addition to the driver's seat.

**Category M2:** Vehicles designed and constructed for the carriage of passengers, comprising more than eight seats in addition to the driver's seat, and having a maximum mass not exceeding 5 tonnes.

**Category N: Goods vehicles**

**Category N1:** Vehicles designed and constructed for the carriage of goods and having a maximum mass not exceeding 3.5 tonnes.

**Category N2:** Vehicles designed and constructed for the carriage of goods and having a maximum mass exceeding 3.5 tonnes but not exceeding 12 tonnes.

**Specific differences, all M2/N2 require the following:**

**Speed limiter:** All M2/N2 vehicles are legally required to be speed limited. M2 to 62mph and N2 to 56mph.

# GLOSSARY OF TERMS

---

**Driver licence:** Commercial vehicles with GVW greater than 3.5 tonnes have different license requirements. For any new drivers C1 category is necessary. Under some circumstances (social purposes for a non-commercial body) it is possible to drive a minibus without a D1 entitlement (Minibus) however eligibility for this exemption should be confirmed with DVSA.

**Driver CPC:** Driver Certificate of Professional Competence mandates 35 hours of periodic training every 5 years to maintain licence (from September 2014).

**Tachograph:** It is a legal requirement to administer the activities of drivers subject to the EU or AETR drivers' hours rules, and also record the vehicle's speed, distance and time. A Smart Card is required for digital tachograph and these are available from the DVLA. The tachograph of a new vehicle must be calibrated within two weeks of first registration.

**Operator's Licence:** This may also be required to ensure that vehicles are kept safe and in good condition at all times. Specifically for M2, PSV (public service vehicle) operator's licence is required. Exemptions in some circumstances may be permitted but this should always be confirmed with DVSA.

**MOT Testing:** M2/N2 must be tested each year, and vehicle presented with a completed Certificate of Conformity (CoC). This is available from Vauxhall (regdata@gm.com) or from converter in case of second-stage conversion.

## **Conversions - WLTP**

There is a mandatory CO<sub>2</sub> target that comes into effect in 2020. There are specific targets for both cars and light commercial vehicles. With respect to LCVs, Vauxhall will be responsible for the CO<sub>2</sub> of complete converted vehicle, and defined Maxi-Pollutant Values must be respected.

These values are:

- Mass in Running Order (kg)
- Frontal Surface (m<sup>2</sup>)
- Rolling Resistance Coefficient of tyres (kg/t)
- Air Inlet Surface to cool the engine (dm<sup>2</sup>)

Conversion Guidelines; Maxi-Pollutant Values and links to CO<sub>2</sub> calculator can all be found on the converter portal at [www.converters-and-groupe-psa.com](http://www.converters-and-groupe-psa.com)

Second-stage conversions based on a Euro 6D TEMP engine cannot be registered unless they have passed the CO<sub>2</sub> calculator. If Maxi-Pollutant values are not followed, then CO<sub>2</sub> calculation will fail and converted vehicle cannot be registered. It would be necessary then to change the conversion.

# FURTHER INFORMATION

## Vauxhall on-the-road recommended retail prices (RRP)

To eliminate uncertainty about hidden costs incurred when buying a new commercial vehicle, Vauxhall publishes on-the-road prices and these are shown in the pricing tables within this price guide. The prices shown are manufacturer's recommended retail prices (RRP) unless otherwise stated, exclusive of VAT (currently at a rate of 20% which may be payable). These prices include the recommended cost of number plates, delivery to a Vauxhall Retailer of £583.33 (£700.00 including VAT), 12 months' Government Vehicle Excise Duty\* and the DVLA new vehicle first registration fee of £55.00\*.

**Please note: The RRP does not include fuel supplied by the Retailer, motor insurance or any other goods or services supplied by agreement between the Retailer and customer.**

## Price protection for all Vauxhalls

Order a new Vauxhall for build in the current model year (as confirmed by your Retailer) for delivery no more than three months in advance and the price you are quoted is the price you pay. This is irrespective of any subsequent price rises between placing your order and delivery of your new commercial vehicle, but you must take delivery as soon as the commercial vehicle is available. Vauxhall Motors Limited is not liable for price adjustments caused by Government changes in the rate of VAT (currently 20%), Vehicle Excise Duty, DVLA new vehicle first registration fee or by any other applicable legislation or regulations.

## In the event of an accident...

Vauxhall Accident Management helps keep you mobile following an accident. Benefits include vehicle recovery, Vauxhall-approved repairs and contacting your insurer. For more details, visit [www.vauxhall.co.uk/AccidentManagement](http://www.vauxhall.co.uk/AccidentManagement)

## Vehicle Excise Duty

The amount of Vehicle Excise Duty (road fund licence) payable on new commercial vehicles varies depending on gross vehicle weight (GVW) and European standard emissions compliance, as shown below\*.

Up to 3500kg GVW	£275.00
Over 3500kg GVW	£165.00

\*Correct at time of publication.

## Customer Care Commitment

For added peace of mind, Vauxhall has an innovative Customer Care Commitment\*\* that offers the following:

- Three-year vehicle warranty consisting of a one-year/unlimited mileage manufacturer's warranty and a second and third year manufacturer's warranty with a 60,000 miles (Combo) and 100,000 miles (Vivaro and Movano) limitation
- Vauxhall Assistance for 12 months from first registration
- Five years' body panel anti-perforation warranty

\*\*Warranty is only on vehicles sourced from Vauxhall Motors Limited. Terms and conditions apply – please see your Vauxhall Retailer for details.

## Vauxhall Assistance

Vauxhall Assistance is provided Automatically with every new Vauxhall Commercial Vehicle for 12 months from first registration and covers everything from accidents, mechanical breakdown to flat tyres. With Vauxhall Assistance help is literally just a free<sup>†</sup> phone call away, 24 hours a day, 365 days a year!

<sup>†</sup>Mobile phone users will be charged at their standard tariff.

## Vauxhall Extended Warranty

For complete peace of mind Vauxhall offers an extended warranty that can be purchased on an annual basis following the expiry of the original new vehicle warranty. It covers most mechanical

and electrical components. Terms and conditions apply, for further details please contact your local Vauxhall Retailer.

## Protecting the environment

Our products are increasingly winning environmental awards, both through the use of more recycled materials and by becoming cleaner and more efficient. For information on Vauxhall's efforts to achieve an environmentally sustainable future, including information on Design for Recycling, take-back of End-of-Life Vehicles (ELVs), and the recycling of ELVs, see [www.vauxhall.co.uk/recycling](http://www.vauxhall.co.uk/recycling)

## Van Business Centres

Keeping your van on the road. We know how important your van is to you, that's why we're geared up to minimise your downtime.

Our nationwide Van Business Centres provide fast, convenient value for money servicing, repairs and MOTs.

- All work is carried out by Vauxhall trained technicians using only genuine parts
- No appointments are required for diagnosis and we offer a 'while you wait' service

We have all the expertise required and will spare no effort to get you back in business as soon as possible.

## Vauxhall Service Plan

Vauxhall Retailers offer a great service for owners of all Vauxhall vehicles. Value for money, regular offers and free check-ups, combined with the peace of mind that comes from using Vauxhall-trained technicians and genuine parts, help keep your vehicle in peak condition at all times. Every Vauxhall Retailer supports our customer promise:

## We are Vauxhall experts

- Fully Vauxhall-trained technicians
- We use Vauxhall approved diagnostic equipment and specialist tools
- Full access to Vauxhall repair databases and technical centres

## We are transparent

- Our invoicing will clearly set out the work at the price agreed with no hidden extras

## We are never beaten on price

- We will match any written like for like service/repair quote from a local<sup>††</sup> competitor using genuine repair methods and parts

## We are convenient

- Flexible booking times to suit you
- 'One-stop shop' for every type of Vauxhall service
- While you wait facility on stocked tyres, batteries and exhausts
- Free courtesy vehicle or local collection with annual services and warranty work

## We are thorough

- 25 point safety check with any workshop visit
- No obligation advice on essential and non-essential work
- Free check for safety enhancements and upgrades to your vehicle and software
- Free 'Wash and Vac' with every annual service
- Free fitting of wipers and external bulbs with annual services

<sup>††</sup>A radius of five miles/20 minutes from your Vauxhall Retailer.

## For more product information

For further information on the Vauxhall range or location of your nearest Vauxhall Retailer please call 0345 600 1500. Alternatively, details can be found on our website at [www.vauxhall.co.uk](http://www.vauxhall.co.uk)

For more information call **0345 600 1500**

Discover the full Vauxhall range at **[vauxhall.co.uk](https://www.vauxhall.co.uk)**

**Join us online**

The invoice price, including delivery to Retailer, factory-fitted options, accessories fitted by the Retailer and number plates, is subject to VAT. Some feature descriptions in this guide may refer to, and some illustrations may show, optional equipment not included in the standard delivery. The information contained in this guide was accurate at the time of publication. We reserve the right to make changes in design and equipment. Please note that Vauxhall Retailers are not the agents of Vauxhall Motors Limited and are not authorised to bind Vauxhall Motors Limited by any specific or implied undertaking or representation. It is advisable to ensure that your motor insurance policy provides adequate cover for additional fitted options and accessories. The colours in this guide are only approximate actual colours. Illustrated optional equipment is available at extra charge. Availability, technical features and equipment provided on our vehicles can vary by model. For precise information on the equipment provided on our vehicles, please contact your local Vauxhall Retailer.



**VAUXHALL**